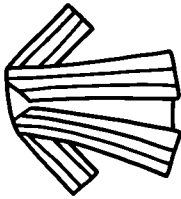
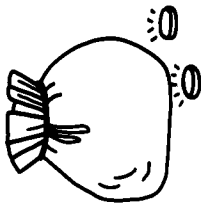





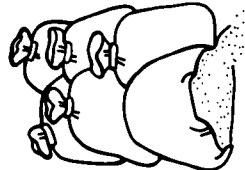

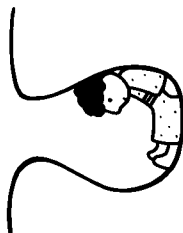
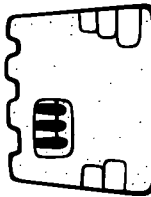

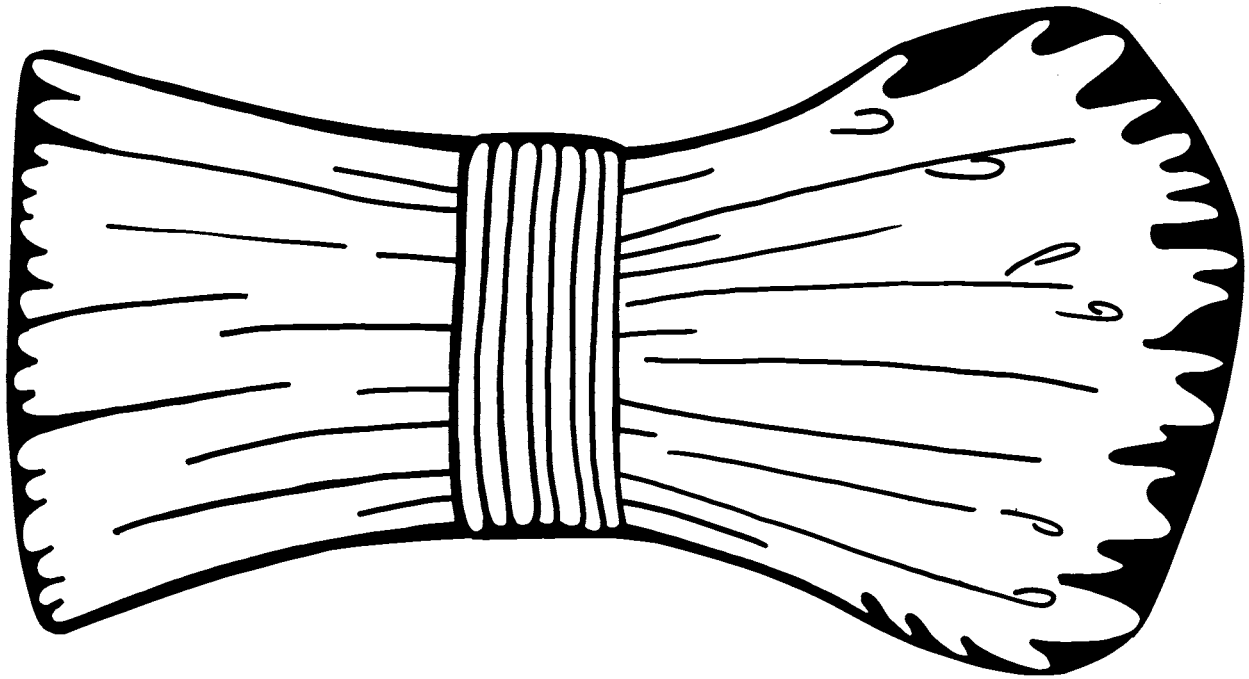



Patterns

| | | | |
|---|---|--|---|
|  |  |  |  |
|  |  |  |  |
|  |  |  |  |
| Joseph's Dreams 요셉의 꿈 | Joseph Sold Into Egypt 요셉이 애굽에 팔림 | Joseph In Prison 요셉이 감옥에 갇힘 | Joseph as Ruler in Egypt 요셉이 애굽에서 총리가 됨 |




Pattern — Unit 13 — Paper sheaf

13부 벗단



Are You Following God's Direction For Your Life?




Pattern — Unit 13 — Are You Following God's Direction... bulletin board

13부 여러분은 하나님을 따라 갈 것인가요? (이정표)

JOSEPH

Pattern — Unit 13 — JOSEPH bulletin board

13부 요셉



He went down into Egypt,
(march in place)
In prison he did land.
(pretend to hold prison bars)
Some lies were told about him,
(hold hands to mouth
like you're talking)
But he was in God's hand.
(point up)

Joseph dreamed a dream one night,
(pretend to sleep)
God said he'd rule someday.
(hold hands on head like crown)
His brothers were not happy,
(shake head no)
They sold him for some pay.
(rub fingers together for money)

God's Plan


Poem and Finger Play

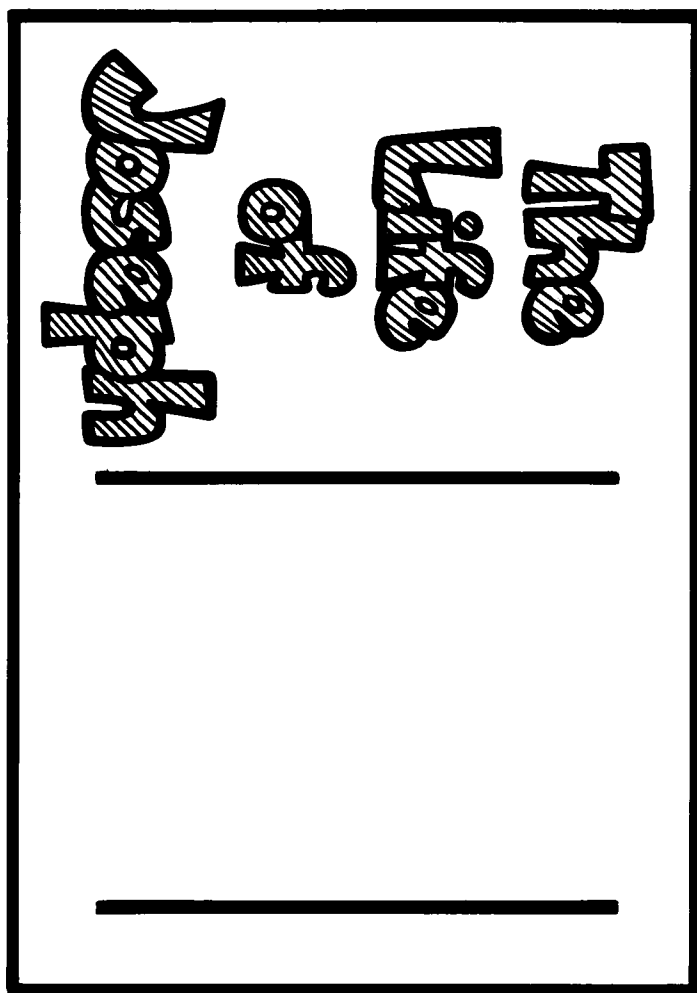
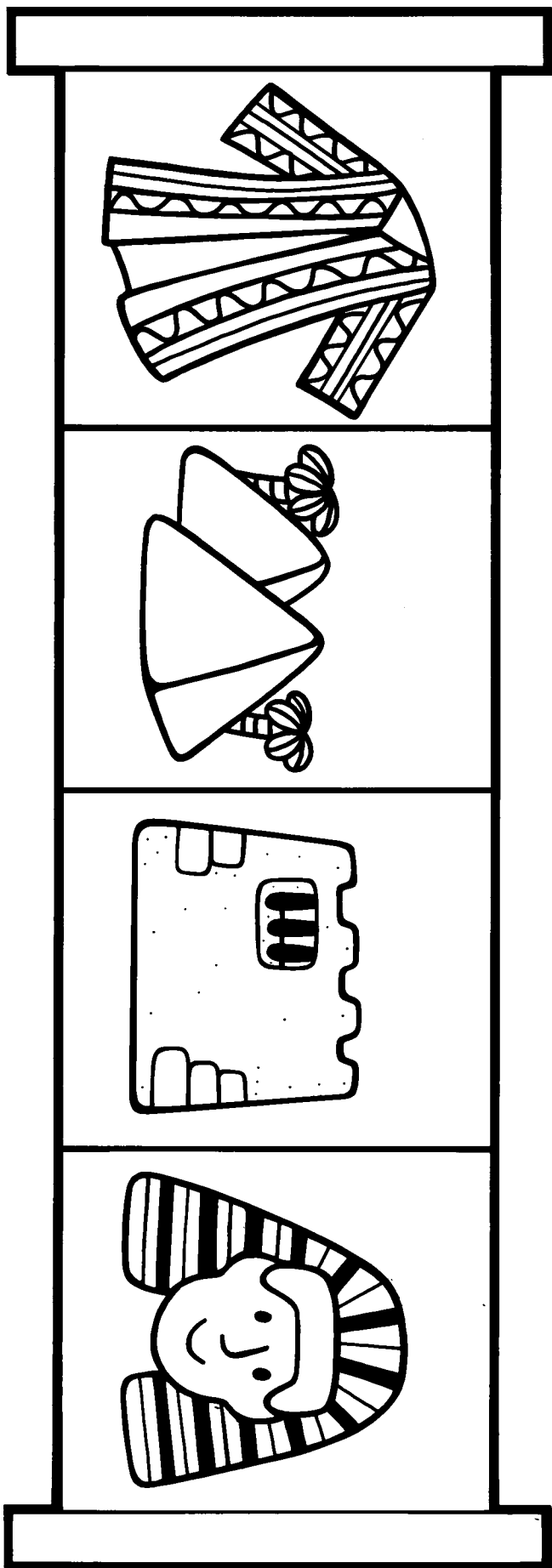
Pharaoh learned the truth one day,
(act surprised)

He said, "Set Joseph free."
(shake finger)

Joseph helped to rule the land,
(hands on head like crown)

His dream came true, you see!
(hands out matter-of-factly)









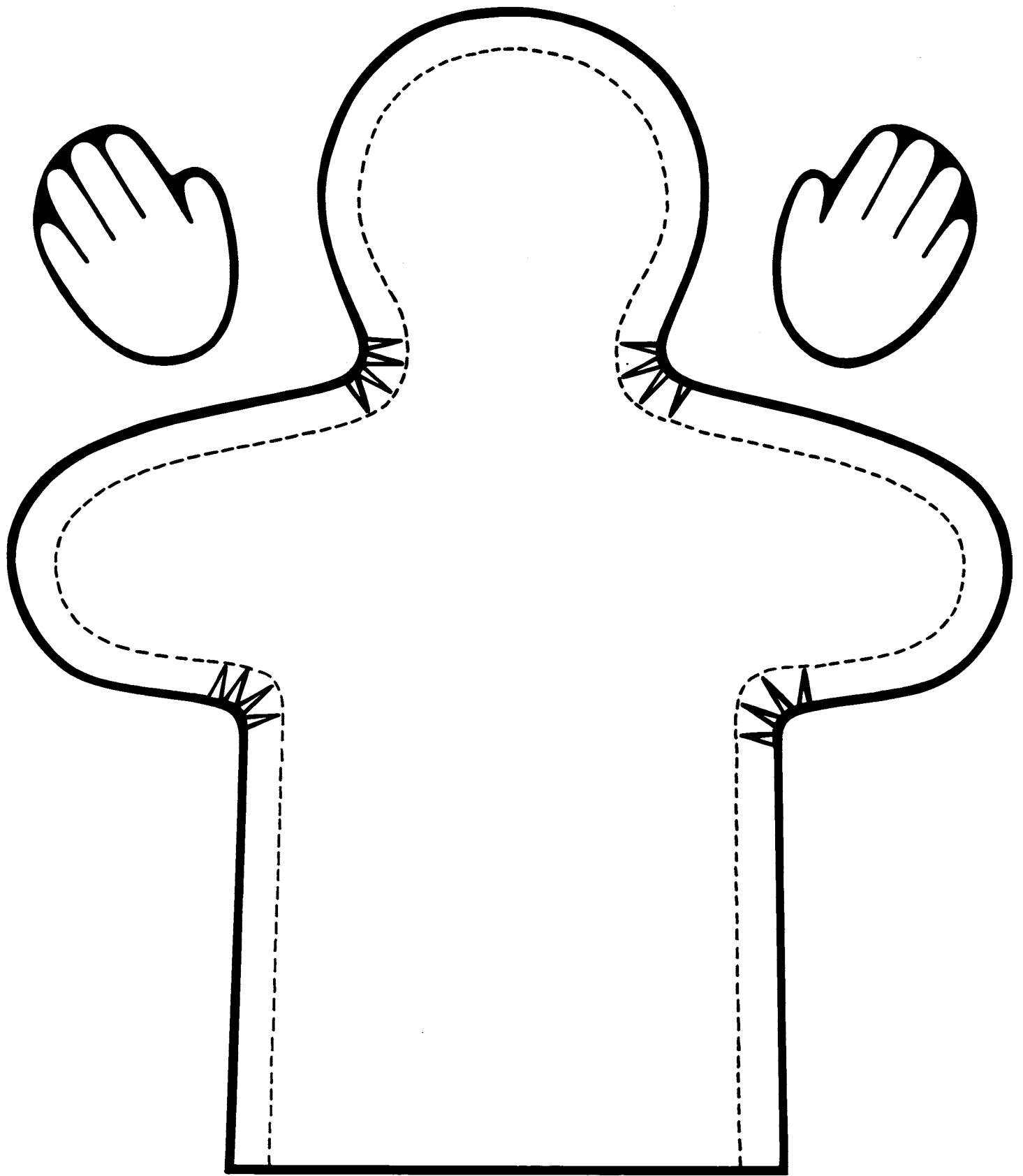
검은 선에 칼 집을 내고 왼쪽그림을 끼우세요




Pattern — Unit 13 — Fear Not, for I Am With Thee chart
 13부 나는 하나님과 함께 하기 때문에 두렵지 않아




Pattern 13a — Sun, moon, star, and sheaf finger puppets 53과 손가락 인형






Pattern 13a — Hand puppet with hands and faces (cont.)


53과 손인형




Pattern 13a — Chalk talk of Joseph's dreams 53과 요셉의 꿈 이야기

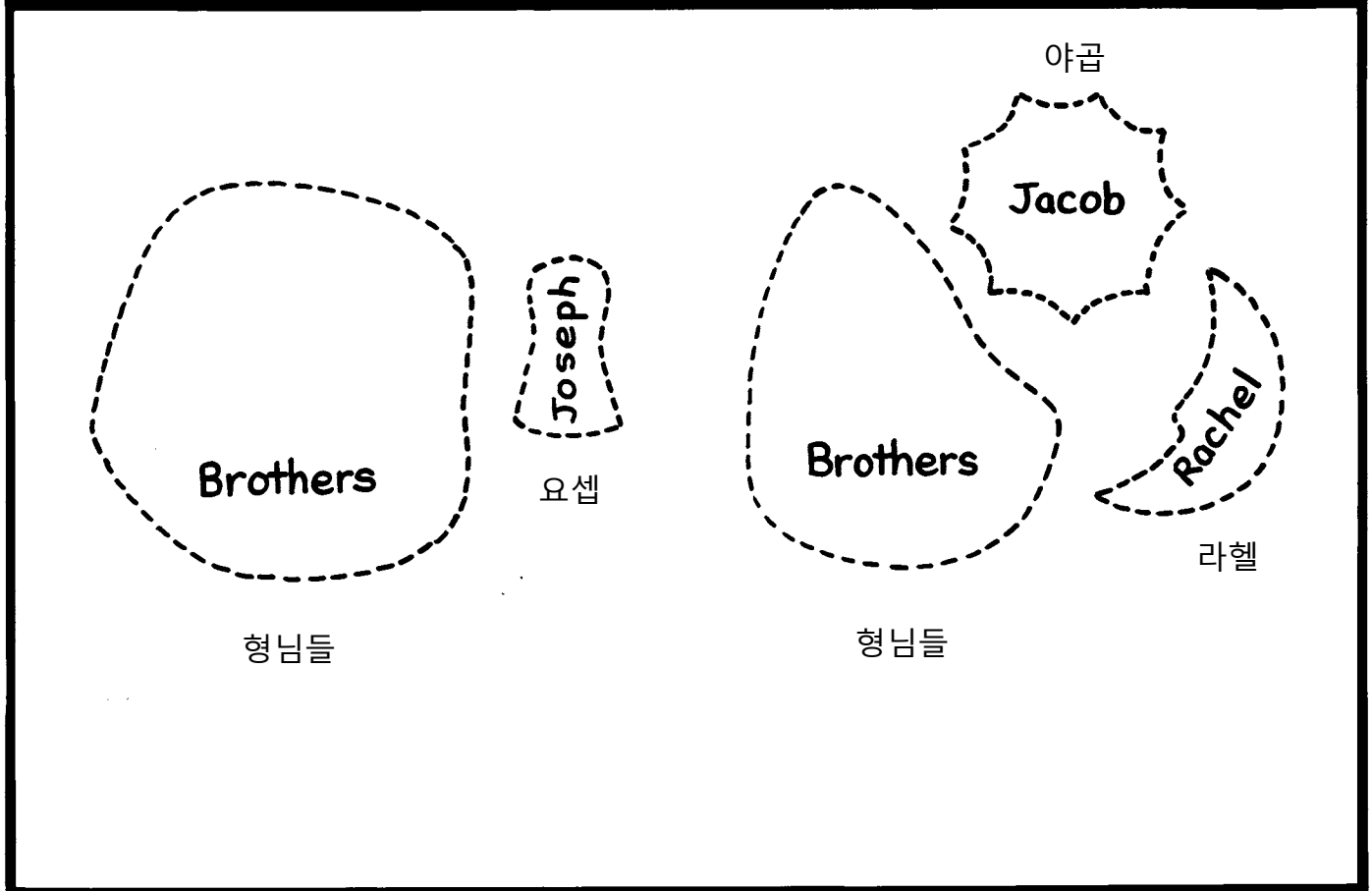




53과 꿈 Pattern 13a — Dream shape



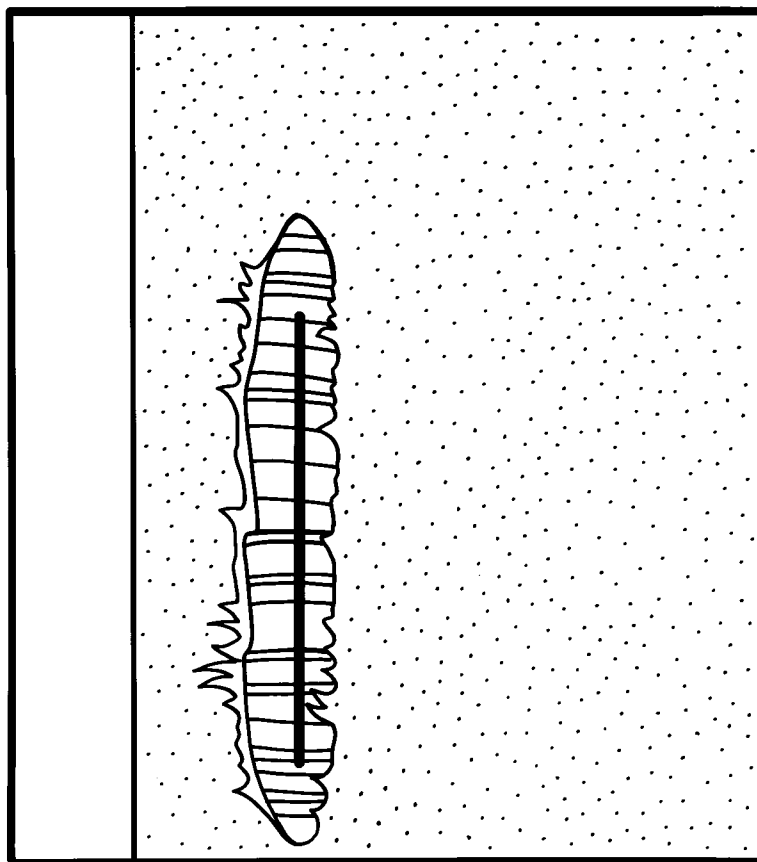

53과 요셉 Pattern 13a — Joseph in plain coat





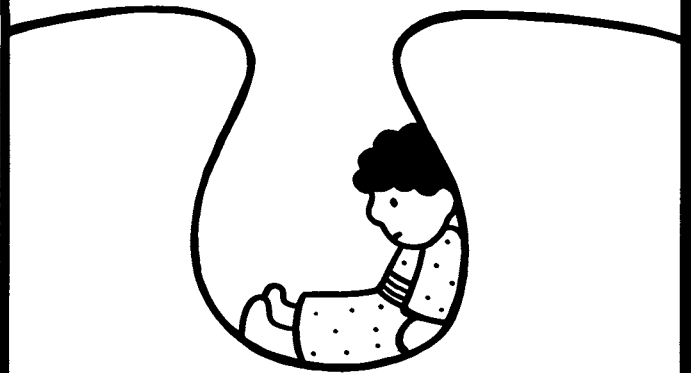









Pattern 13a — WHY? review 53과 왜?



Pattern 13b — Desert scene and Joseph stick puppet 54과 웅덩이에 빠진 요셉









폴칠하기

2019

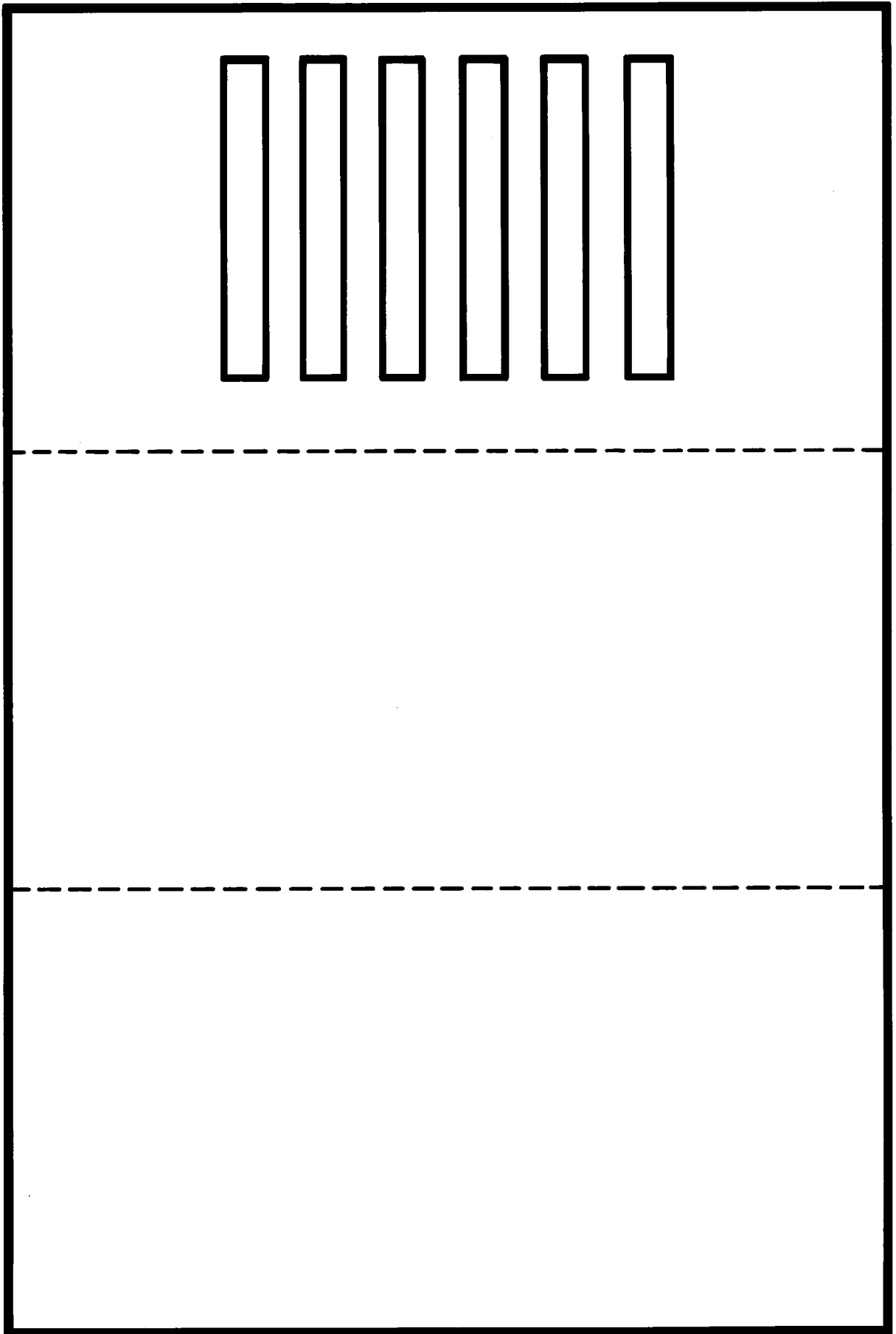


Pattern 13b — Cone figure and faces 54과 얼굴 원뿔



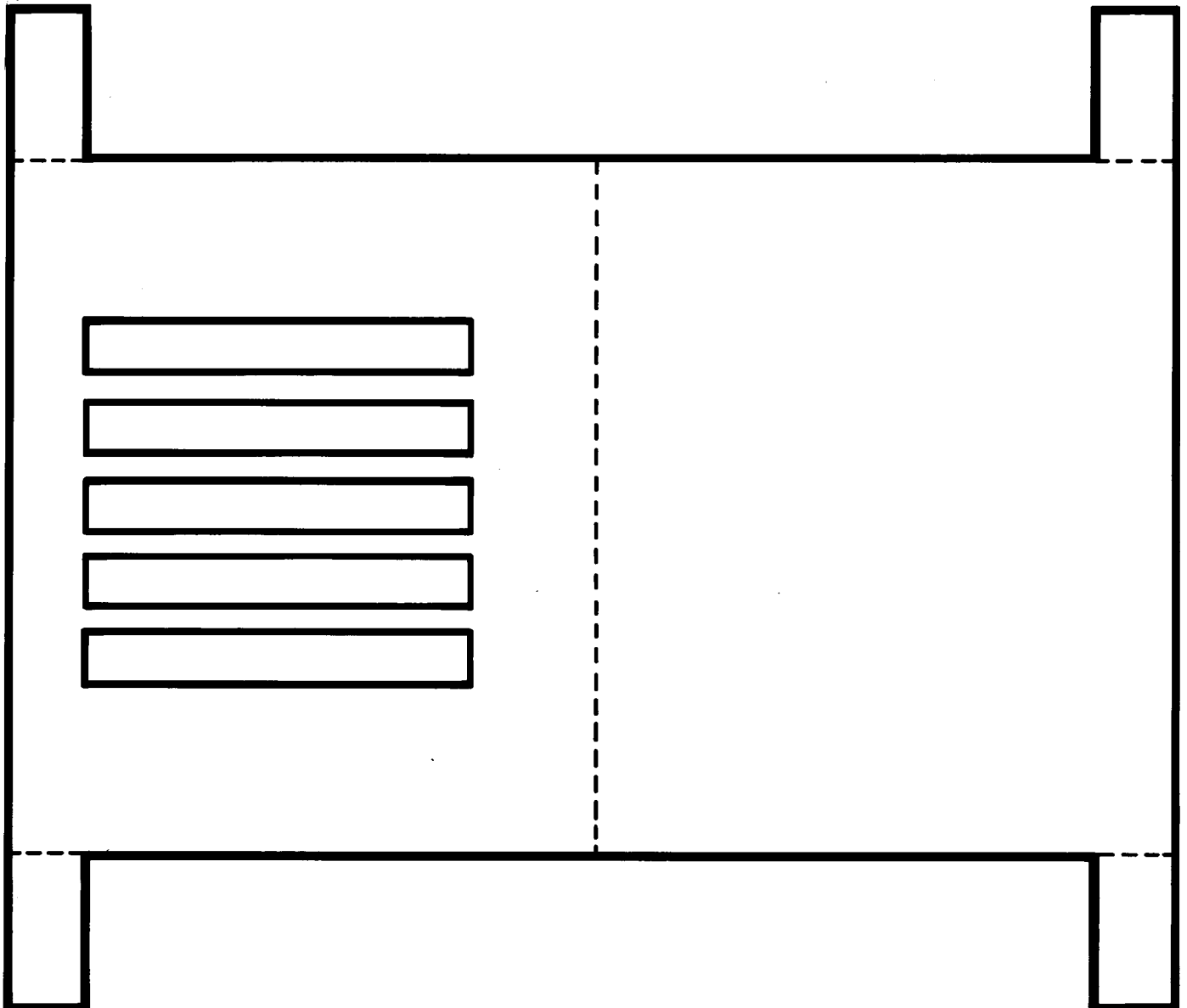


Pattern 13c — Man to paste bars over

55과 감옥 속에 있는 요셉(아래 종이를 요셉 그림 위에 붙이세요)






| | | | |
|---------|----------|----------|------|
| | | | |
| | CARE | GOD | LIES |
| TROUBLE | EGYPT | GOD | LIES |
| PRISON | POTIPHAR | FAITHFUL | WIFE |
| PRISON | JAILER | ANGRY | WIFE |
| | JAILER | ANGRY | |






Pattern 13c — Jesus with Joseph in prison 55과 감옥 속에 요셉과 예수님




Pattern 13c — Joseph in prison lacing-card 55과 끈 끼우기




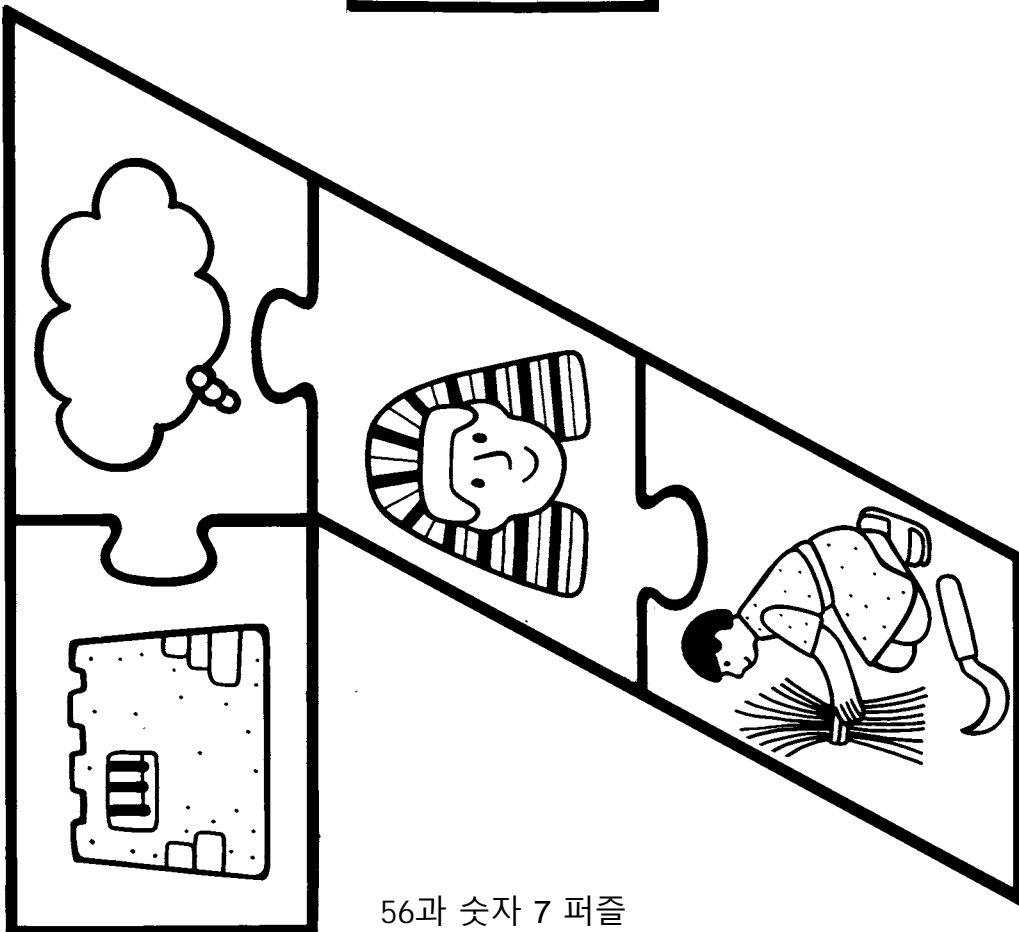
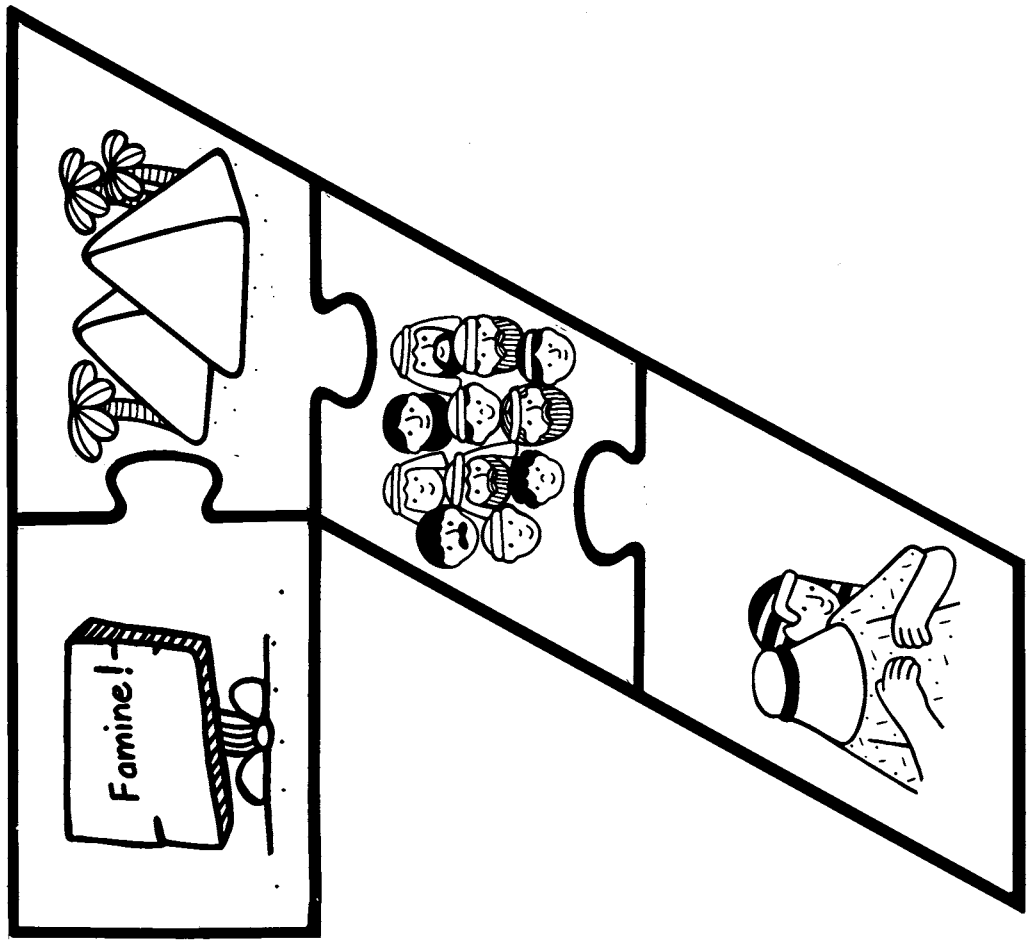
Pattern 13c — Prison guard
55과 감옥 간수



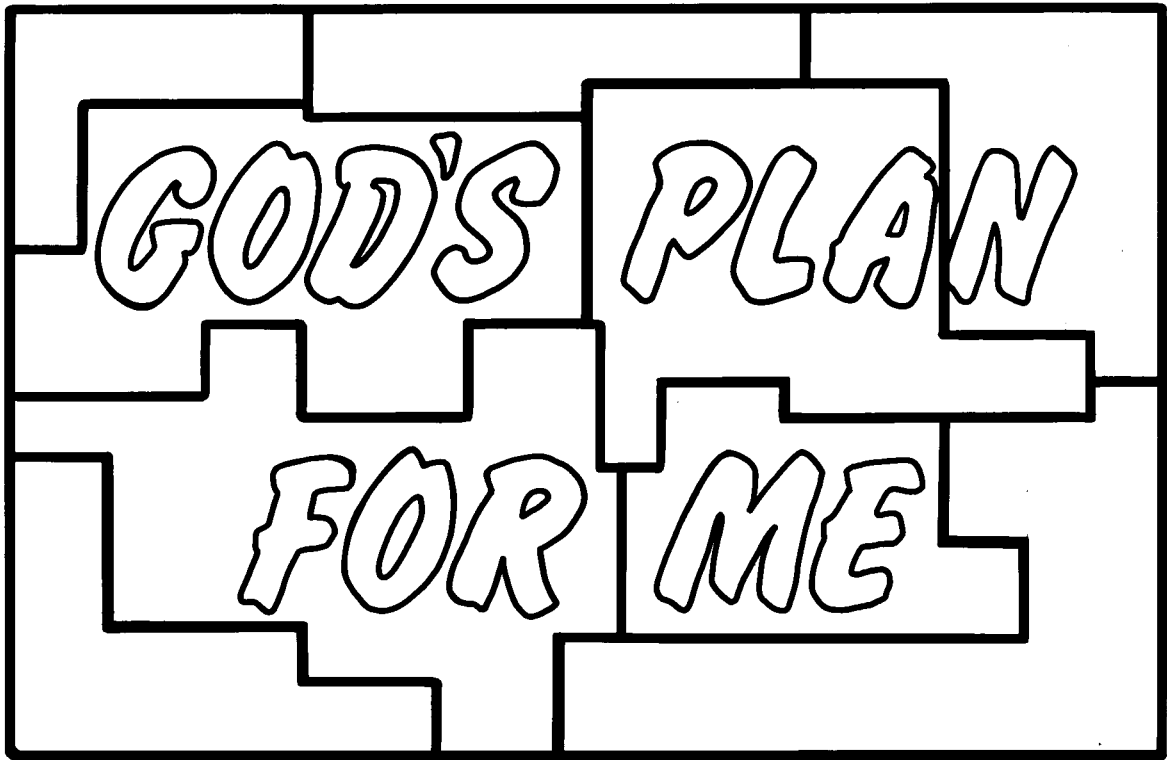
Pattern 13d — Joseph mask
56과 요셉 가면







56과 숫자 7 퍼즐




Pattern 13d — God's Plan for Me puzzle review

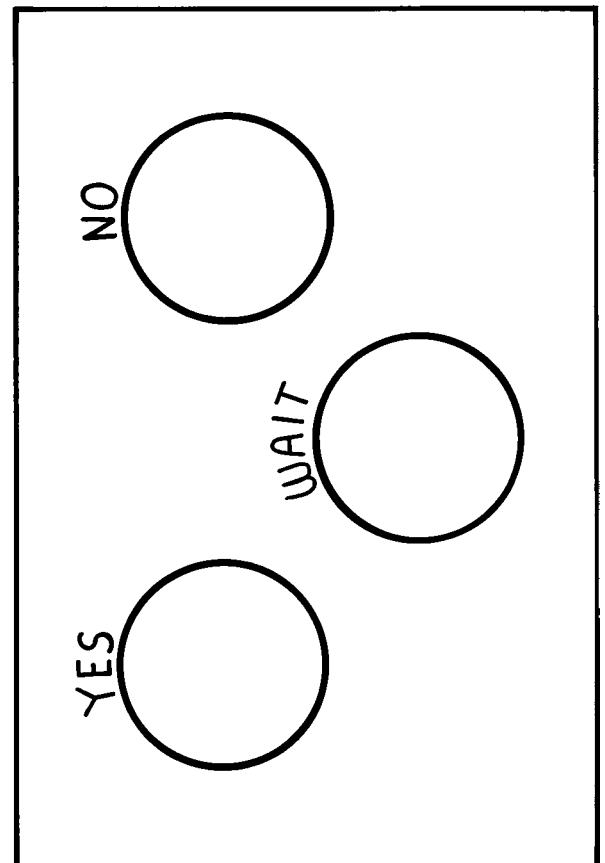
56과 나를 향한 하나님의 계획 퍼즐


14부 아멘 카드

Pattern — Unit 14 — AMEN card




14부 응답, 거절, 기다림(공 던지기 판)





GOD ANSWERS PRAYER




sometimes **No**
 sometimes **Wait**
 sometimes **Yes**

Pattern — Unit 14 — God Answers Prayer bulletin board

14부 하나님은 우리의 기도에 응답하신다

어떤 때는 NO, 어떤 때는 WAIT, 어떤 때는 YES



God Always Answers Prayer

Yes

No

Wait



Mary

Joan


Carl

Jenny

Andy

Jim

Pattern — Unit 14 — God Always Answers Prayer bulletin board

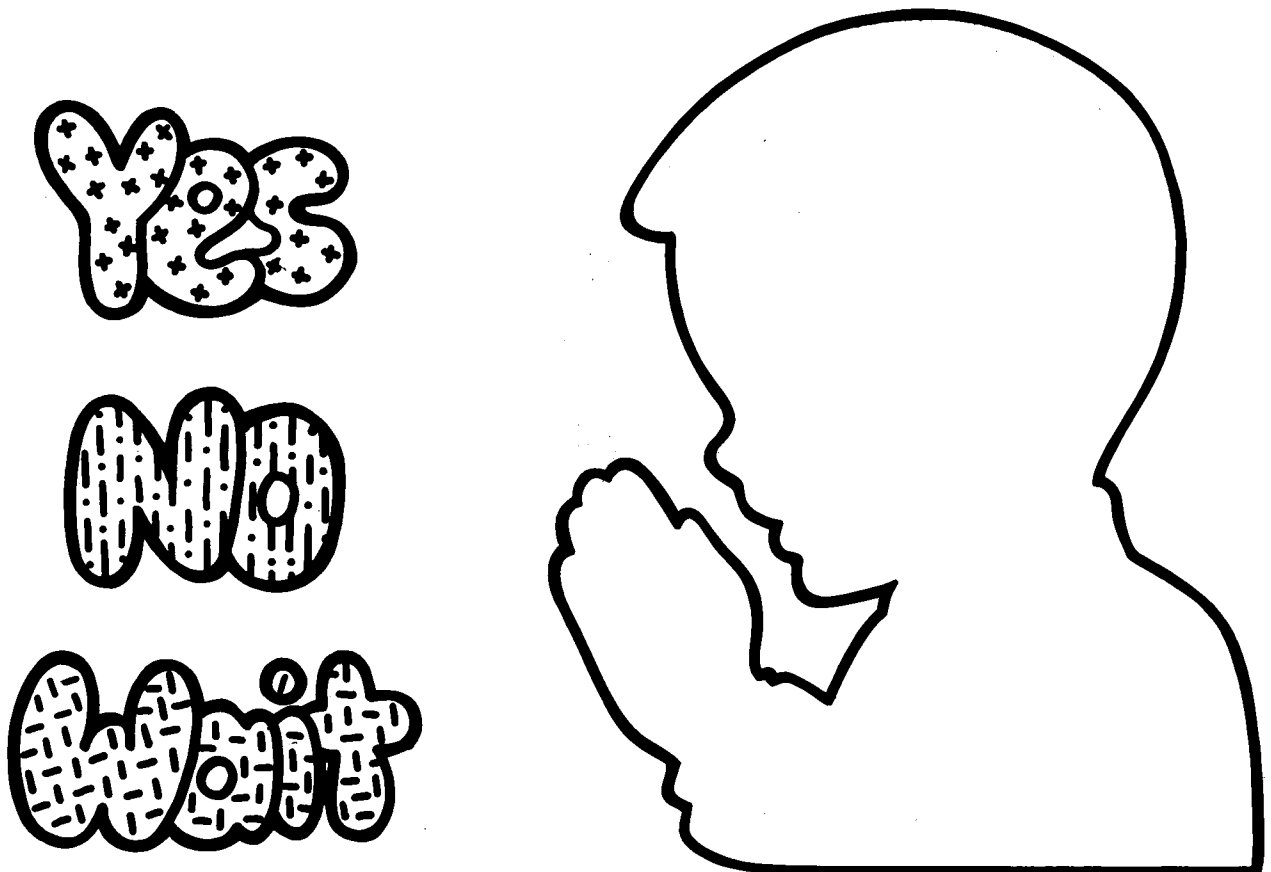


Pattern — Unit 14 — Prayer Train bulletin board

GOD ALWAYS ANSWERS YES NO WAIT

14부 글자 모빌

Pattern — Unit 14 — God Always Answers word-mobile



It's YES when there's no problem,
(shake head YES)

It's NO if we'd be hurt,
(shake head NO)

It's WAIT if the time is wrong,
(hold up one finger)

So pray but be alert,
(praying hands
then hand behind ear)

Prayer is talking with Jesus.
(fold hands in prayer)


Sometimes we ask for things.
(point to mouth)

Answers are often different:
(point to ear)

They're YES or NO or WAIT.
(shake head YES, then NO,
then hold up one finger)

Answered Prayers

Poem and Finger Play

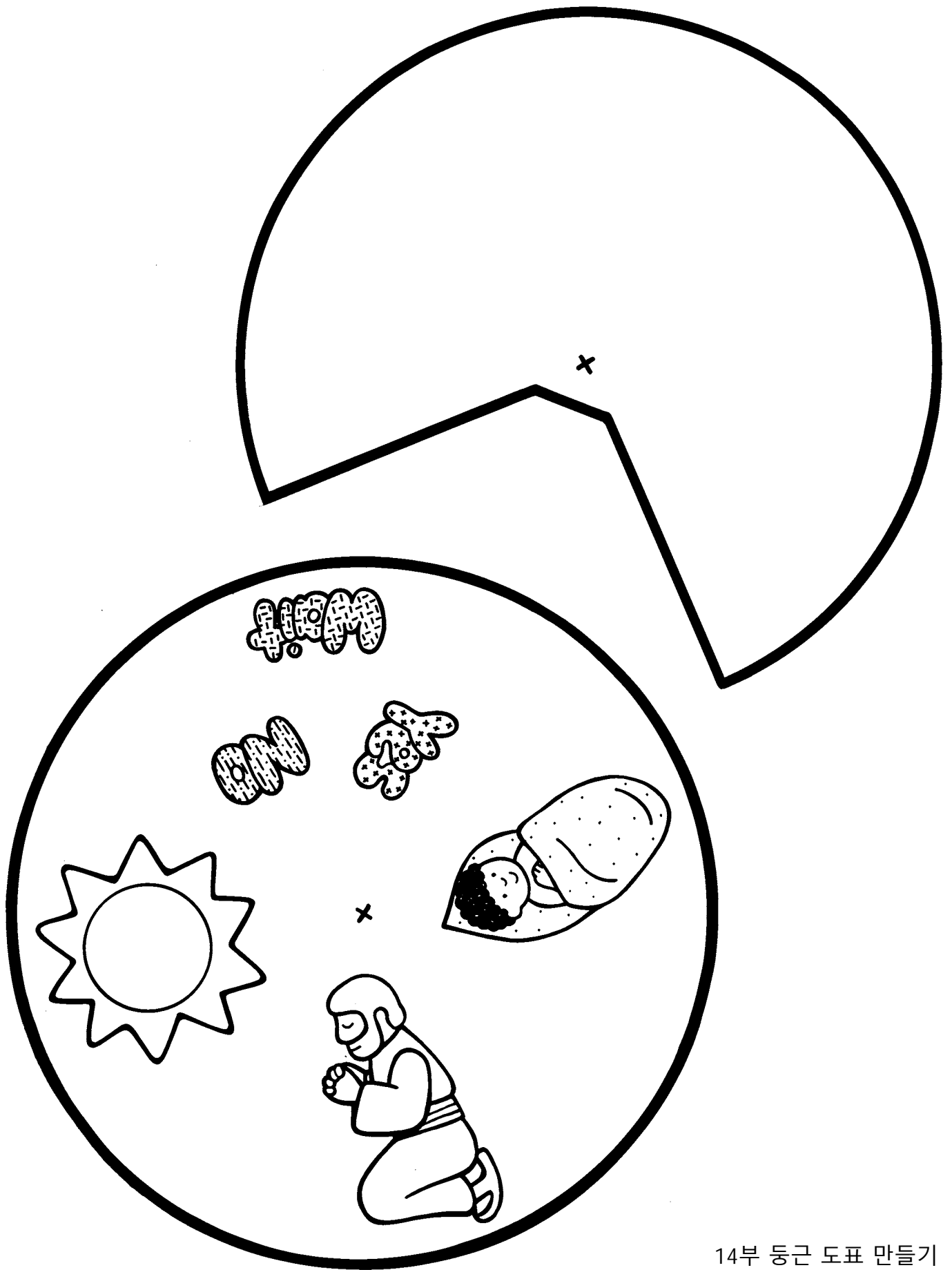


Ask God for the right answers.
(point up)


Ask Him what you should do.
(fold hands in prayer)

He'll never tell you something,
(point to children)

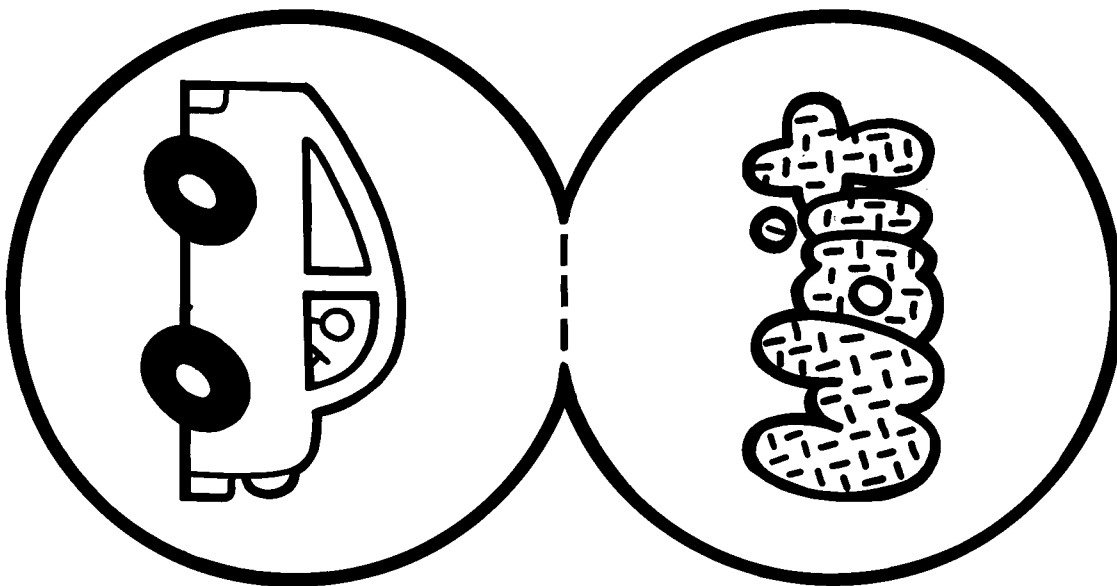
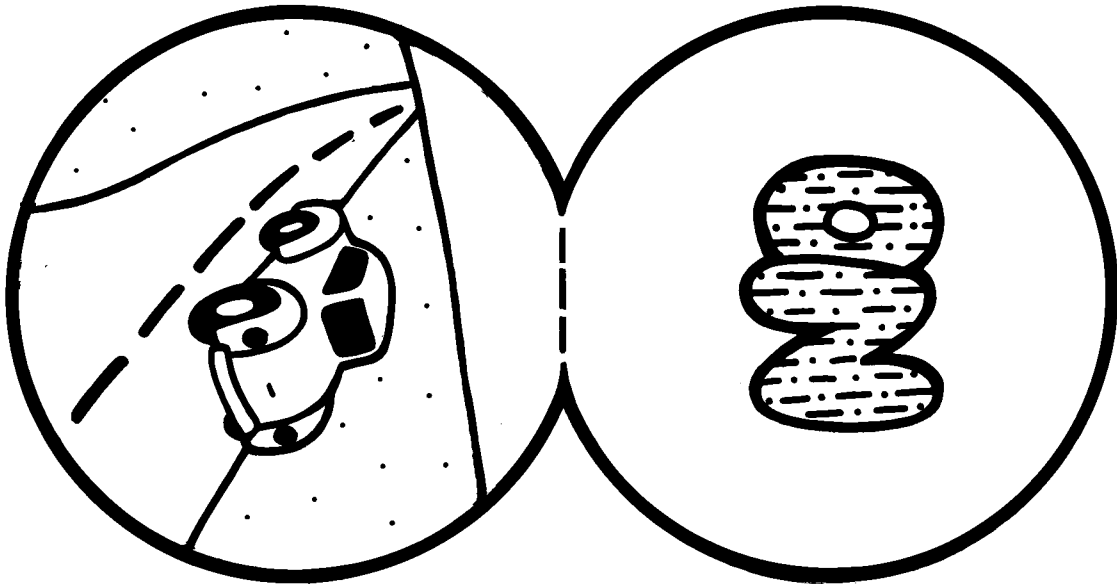

That isn't good for you.
(shake head NO)




14부 등근 도표 만들기




14부 신호등





57과 막대인형 자료들



57과 돌리기 판

Pattern 14a — Prayer wheel



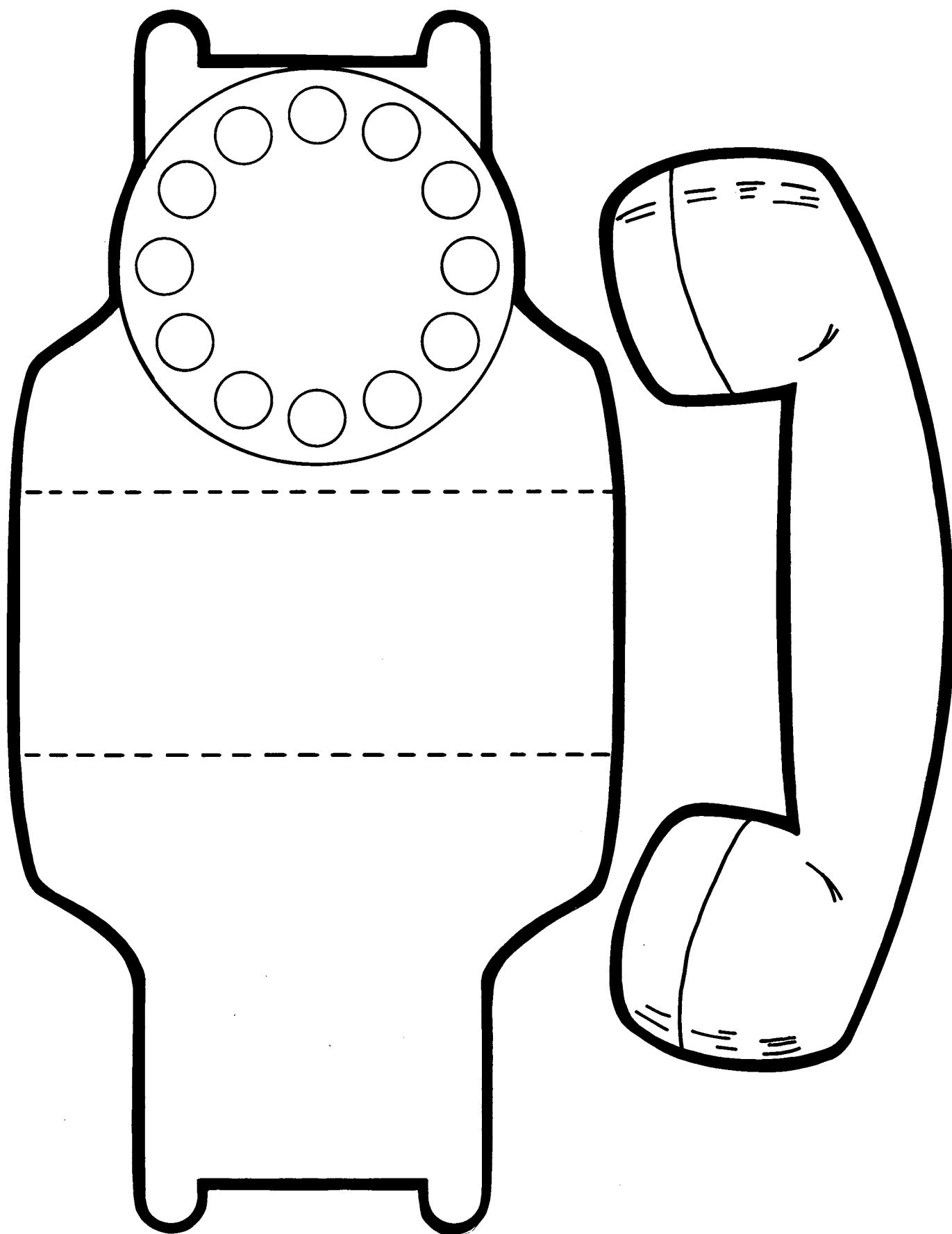
Pattern 14a — Pray Today dot-to-dot

57과 오늘 기도하세요
(점 잇기)



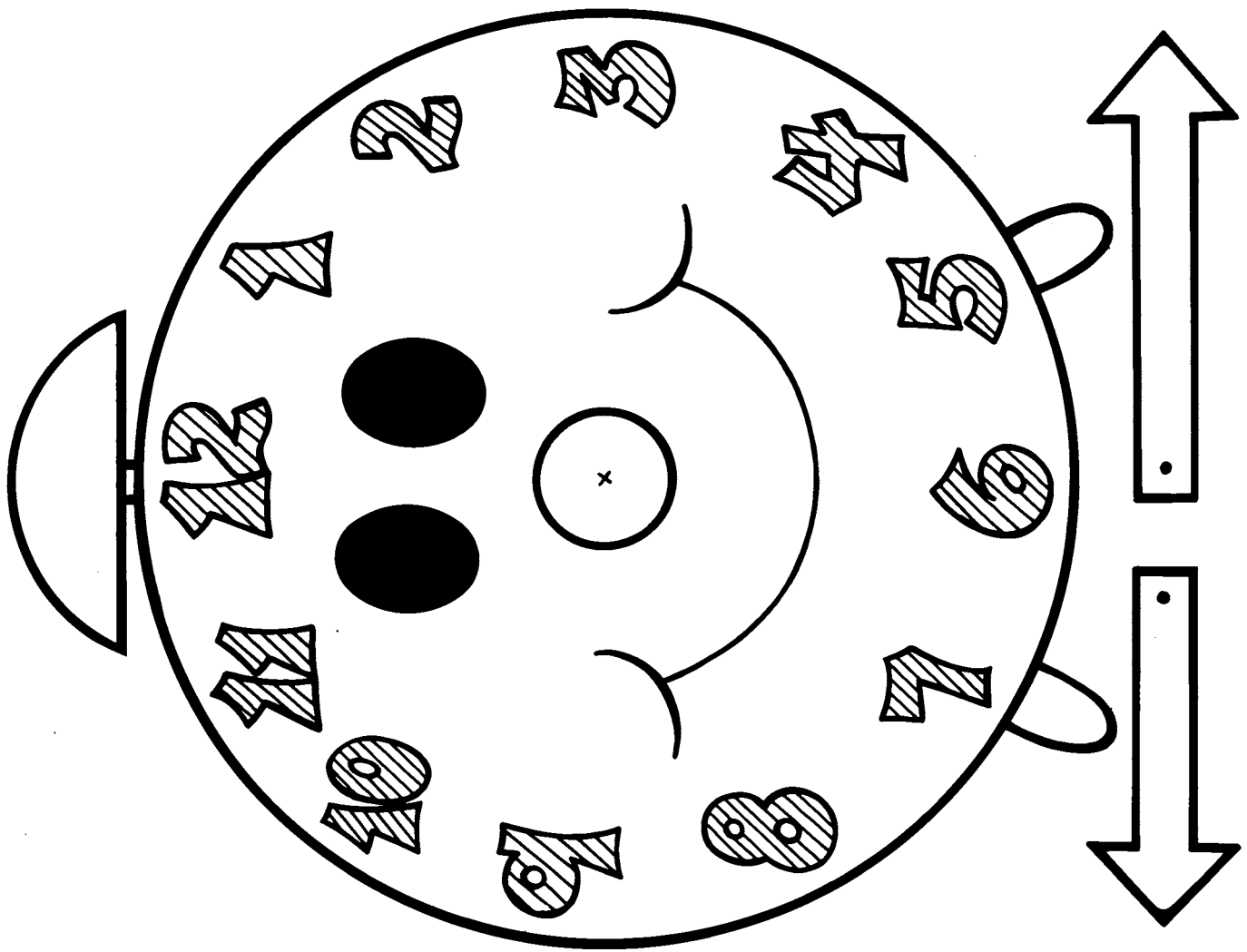
57과 기도손
하나님은 항상 기도에 응답하신다

Pattern 14a — Praying hands



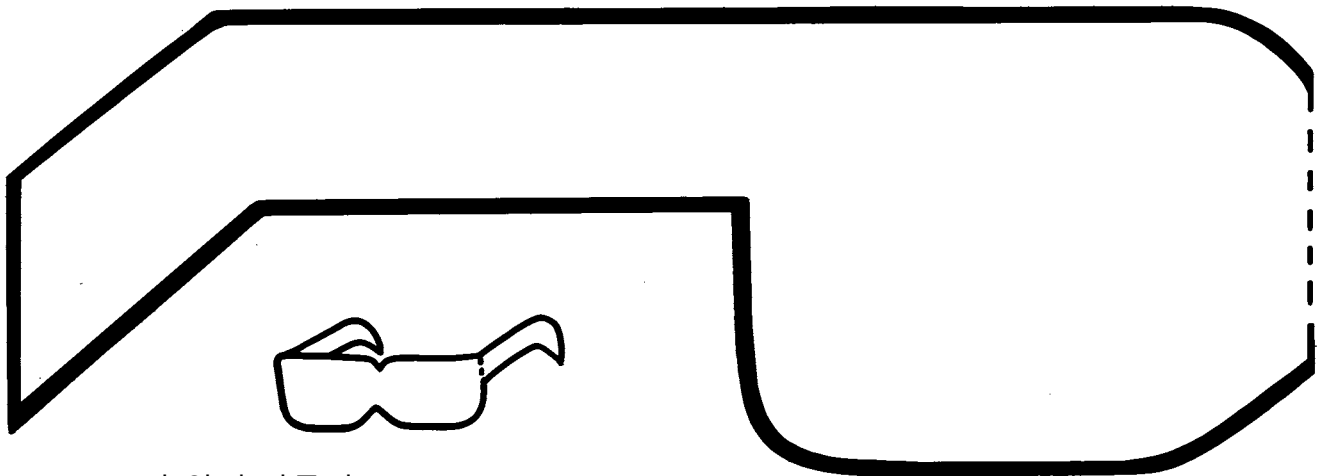
57과 전화기 만들기

Pattern 14a — Cut-out telephone



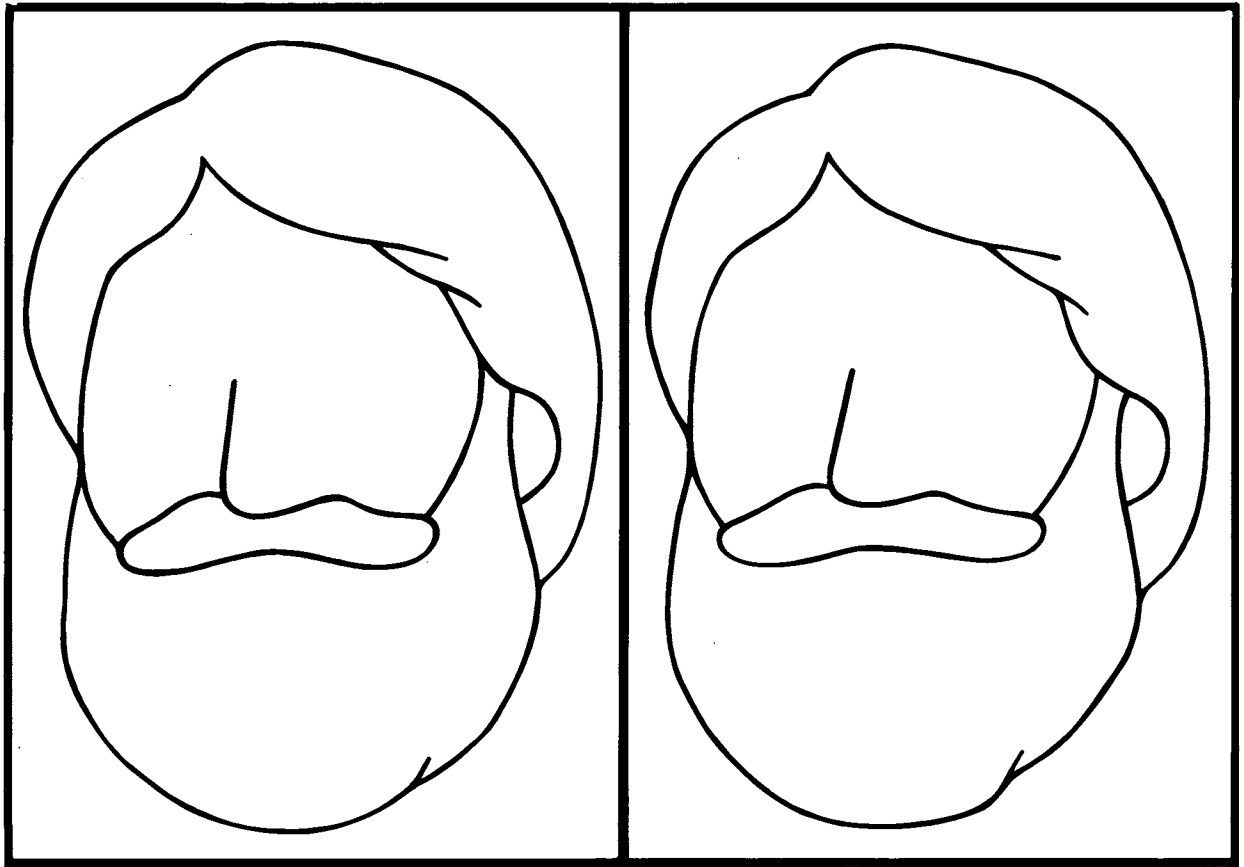
Pattern 14b — Clock with moveable hands

58과 시계 만들기




58과 안경 만들기


Pattern 14b — Paper glasses with no eye holes



58과 시각장애인

Pattern 14b — Blank faces for blind man







Mom would say no if I asked
to _____
because _____
_____.

59과 엄마는 안 된다고 말해요
예)내가 칼을 달라고 하면


Pattern 14c — Mom would say no... card

| | | | | | |
|------|------|------|----|------|------|
| Wait | Yes | Wait | No | Yes | Wait |
| Yes | Wait | Yes | No | Wait | Yes |
| No | No | No | No | No | No |
| Wait | Yes | Wait | No | Yes | Wait |
| Yes | Wait | Yes | No | Wait | Yes |




Pattern 14c — Twist-N-See


59과 만들기






59과 이 사과 맛있어 보인다
내가 먹어봐도 되니?
나뭇잎 밑에 무엇이려 적혀있나 보세요

Pattern 14c — NO apple








| | | | | | |
|------|-------|------|----------|----------|------|
| | BIDE | BIDE | POSTPONE | POSTPONE | |
| WAIT | | Wait | | | WAIT |
| WAIT | DELAY | Wait | PAUSE | PAUSE | WAIT |
| WAIT | | WAIT | | | WAIT |
| WAIT | REST | WAIT | TARRY | TARRY | WAIT |

Pattern 14d — WAIT puzzle squares 60과 퍼즐




Pattern 14d — Egg with chick inside 60과 달걀 속 병아리

“Rest in the LORD, and
wait patiently for him.”
Psalm 37:7

“Watch and pray.”
Matthew 26:41

시편 37:7

마태복음 26:41



살전 5:17

약 5:16

약 1:4

히 10:36

시 40:1

약 5:7

“Pray without ceasing.”
I Thessalonians 5:17

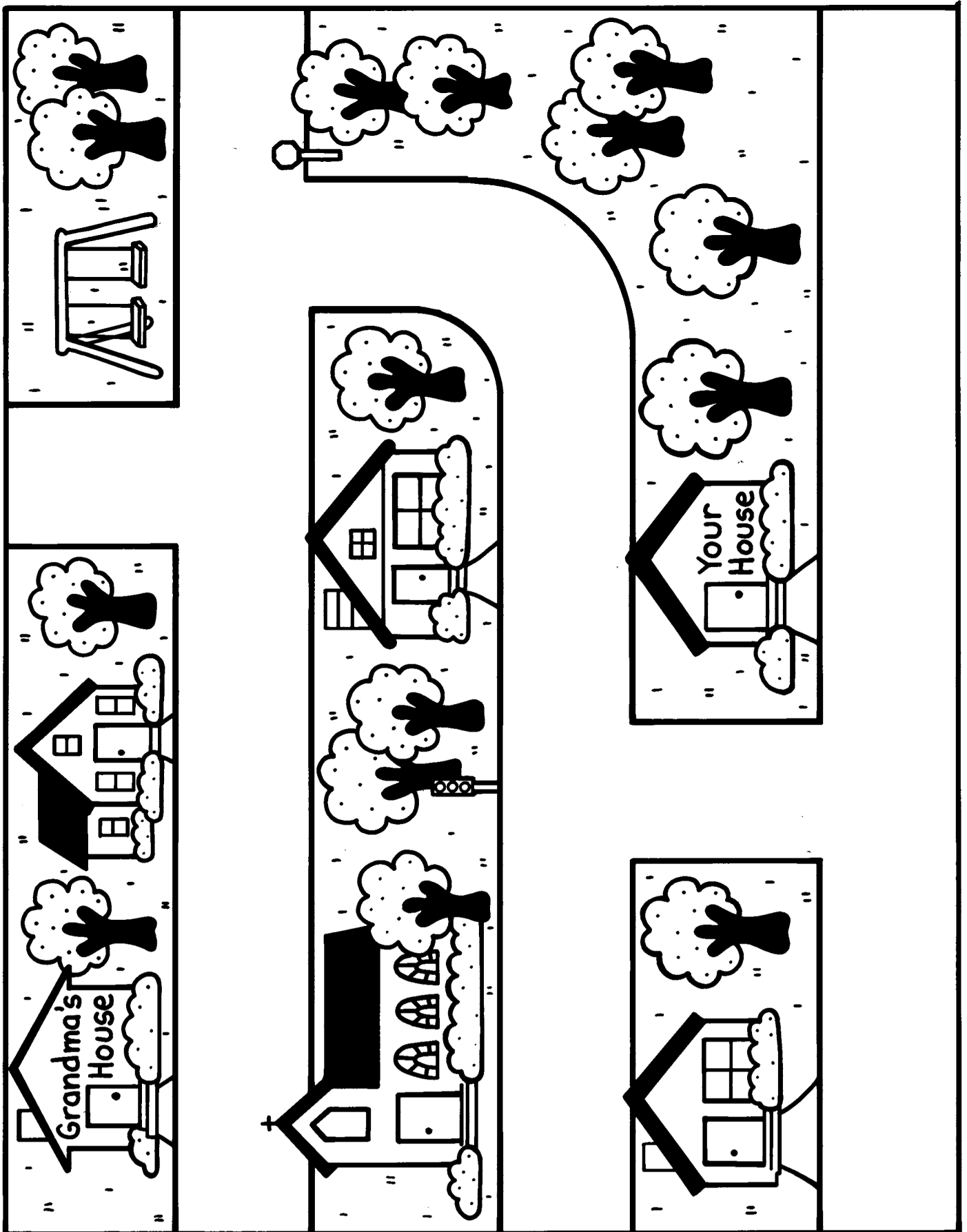
“Pray one for another.”
James 5:16


“Let patience have her
perfect work, that ye
may be perfect...”
James 1:4


“For ye have need of
patience.” Hebrews
10:36

“I waited patiently for
the LORD.” Psalm 40:1

“Be patient therefore,
brethren, unto the
coming of the Lord.”
James 5:7







COW
SUN
BIRD
BODY
EARS
EYES
FISH
FROG
LAMB
LOVE

MIND
MOON
NOSE
SOUL
APPLE
BIBLE
BOOKS
EARTH
MOUTH
PUPPY




STARS
TREES
KITTEN
ORANGE
PLANTS
TURTLE
AMERICA
ANIMALS
FLOWERS
BUTTERFLY



Name _____

15부 편지 봉투

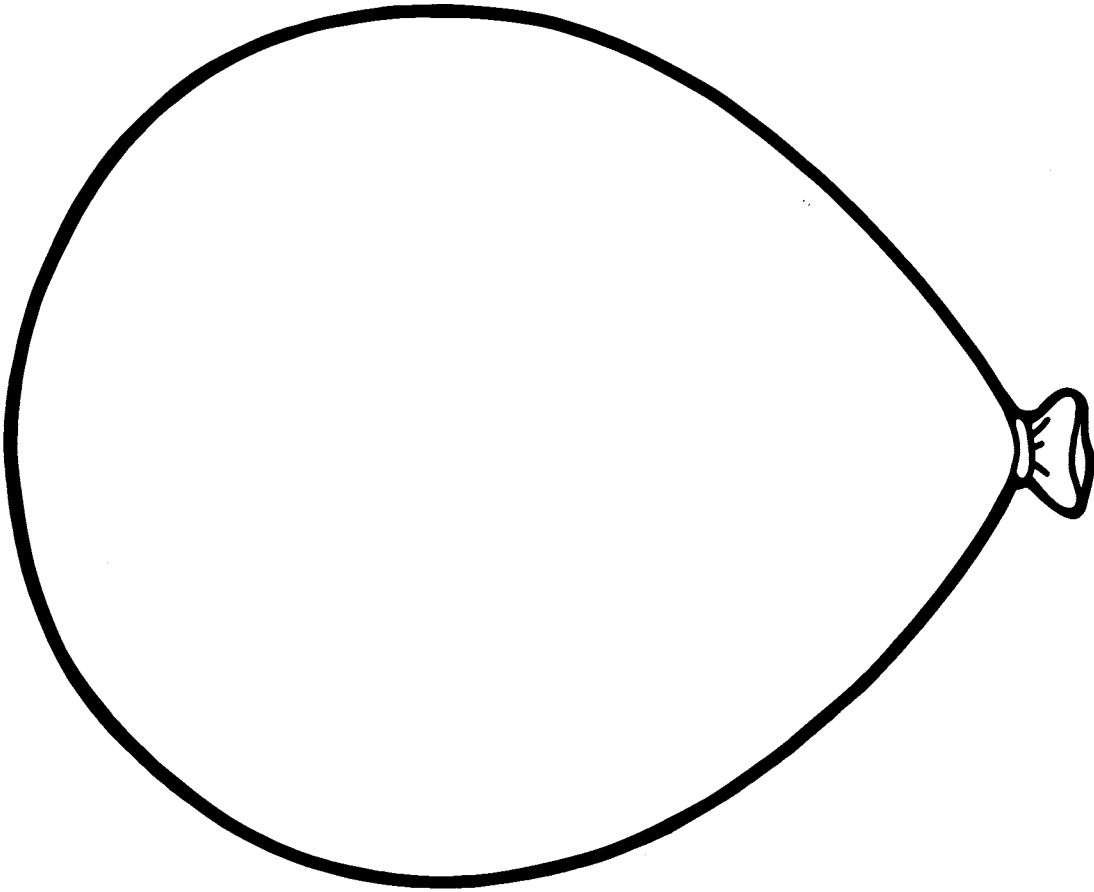
Pattern — Unit 15 — World for envelope



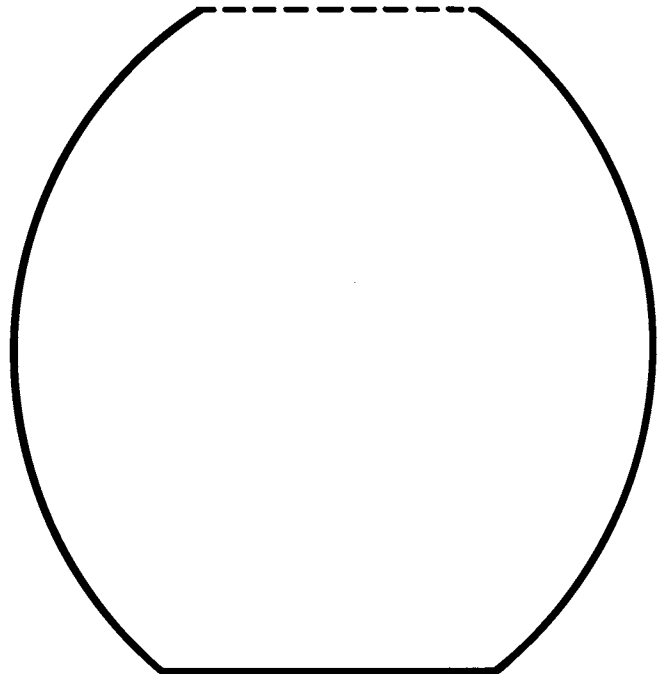

Thank
You
Jesus!

15부 카드

Pattern — Unit 15 — Symbol cards

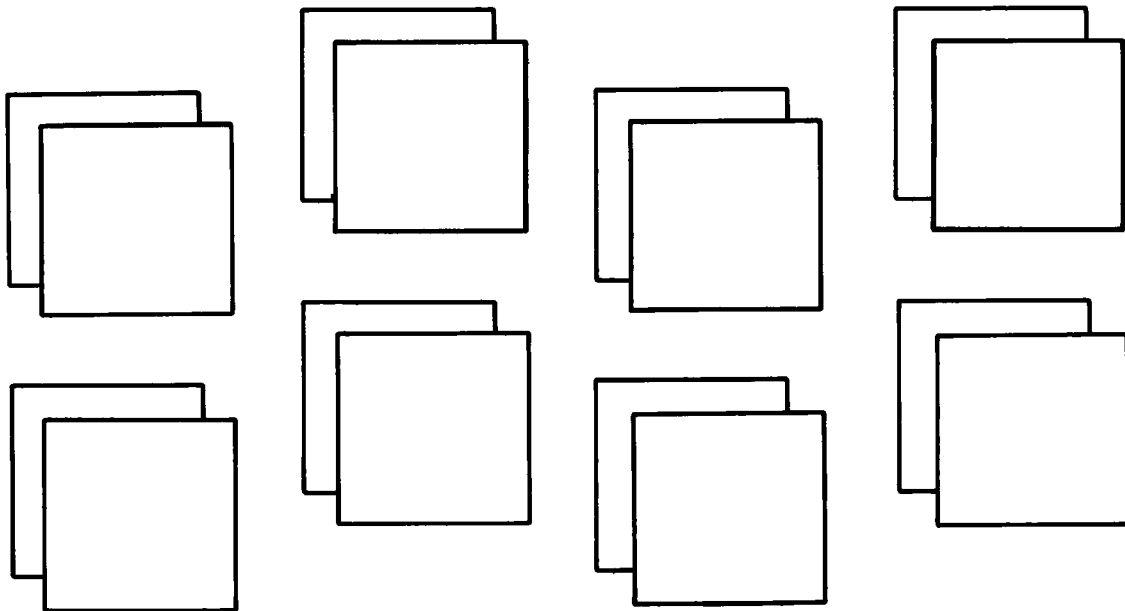


Pattern — Unit 15 — Balloon 15부 풍선



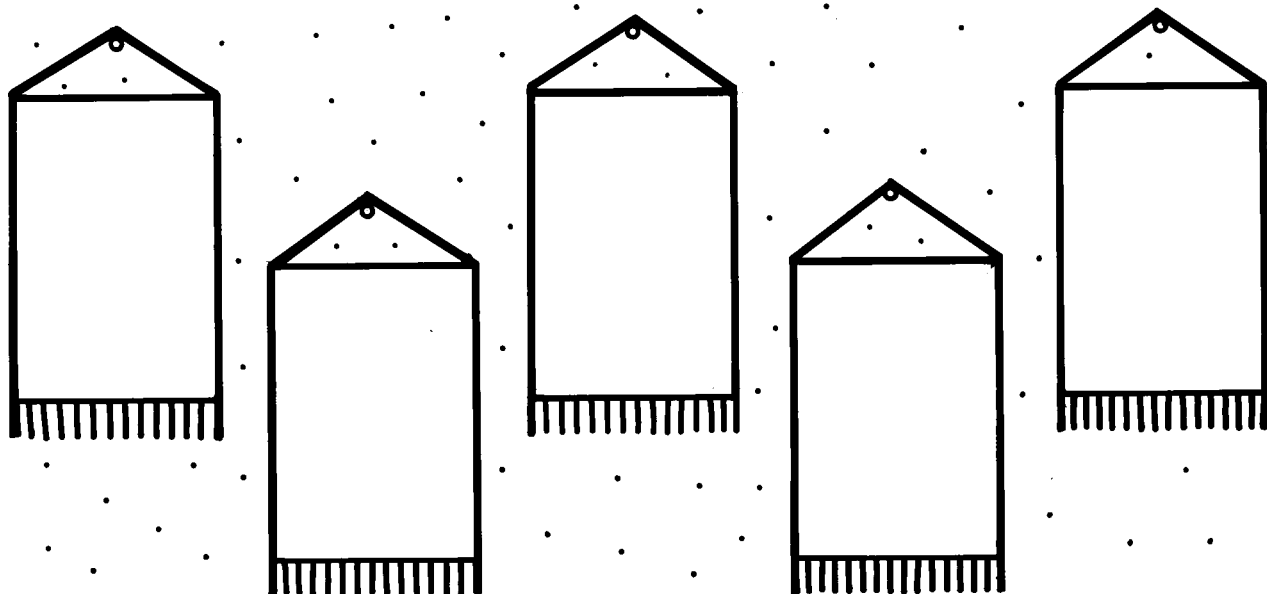
Pattern — Unit 15 — Turkey-shaped book 15부 칠면조

Lord, We Thank Thee



15부 우리가 주님께 감사한 것 적기 Pattern — Unit 15 — Lord, We Thank Thee bulletin board

I'm Thankful



In The Beginning Was The Word

마 22:37

Matthew 22:37 Thou shalt love the Lord thy God with all thy heart with all thy soul, and with all thy mind.

골 1:12

Colossians 1:12 Giving thanks unto the Father, which hath made us.

Psalms 92:5 O LORD how great are thy works!

시 92:5

Genesis 2:7 The Lord God formed man of the dust of the ground, and breathed into his nostrils the breath of life; and man became a living soul.


창 2:7

Psalms 97:6 The heavens declare his righteousness, and all the people see his glory.

시 97:6

Pattern — Unit 15 — In the Beginning... bulletin board 15부 태초에

He's Got The Whole World In His Hands!




Pattern — Unit 15 — He's Got the Whole World... bulletin board


101

15부 하나님은 그의 손 안에 이 모든 세상을 품고 계신다.

I'm




Thankful!




I'm thankful God made


because _____




61과 별, 달, 해, 구름

Pattern 15a — Star, moon, sun, and cloud from felt fabric










God's Word says ...

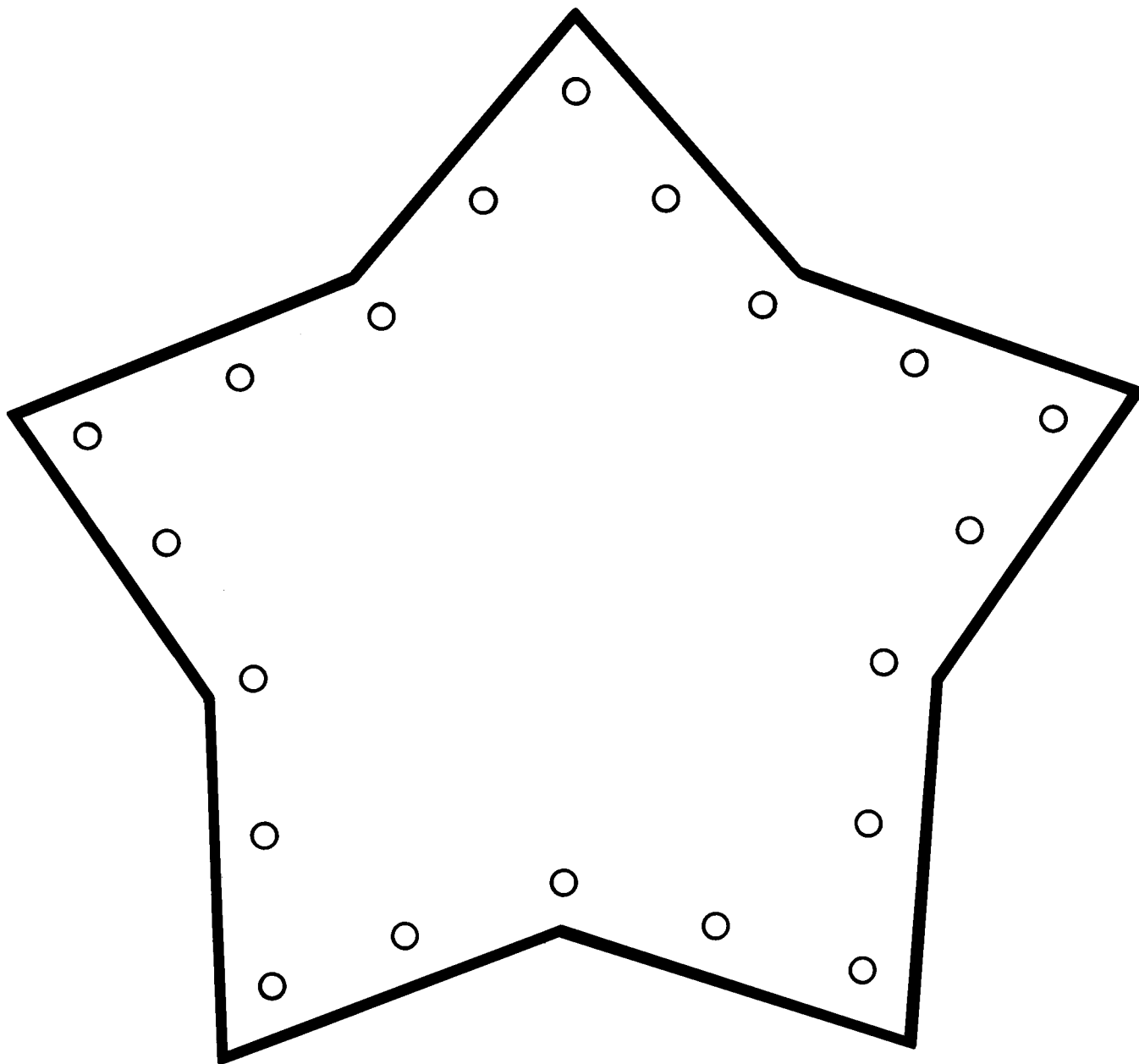
"In the beginning
God created the heaven
and the earth." Genesis 1:1

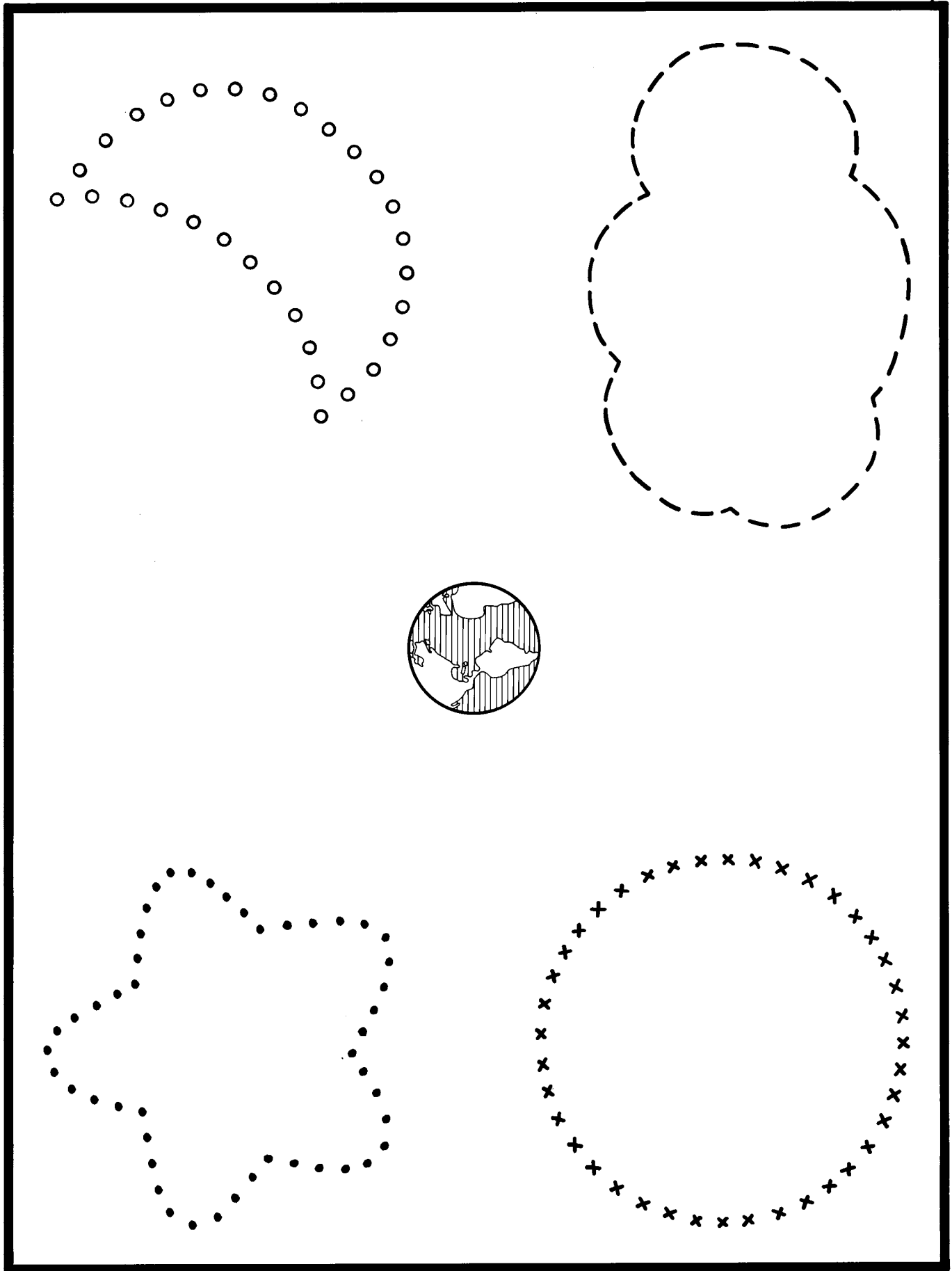
"And God made...
the greater light to rule
the day." Genesis 1:16

"And God made...
the lesser light to rule
the night. Genesis 1:16







"He made the
stars also."
Genesis 1:1

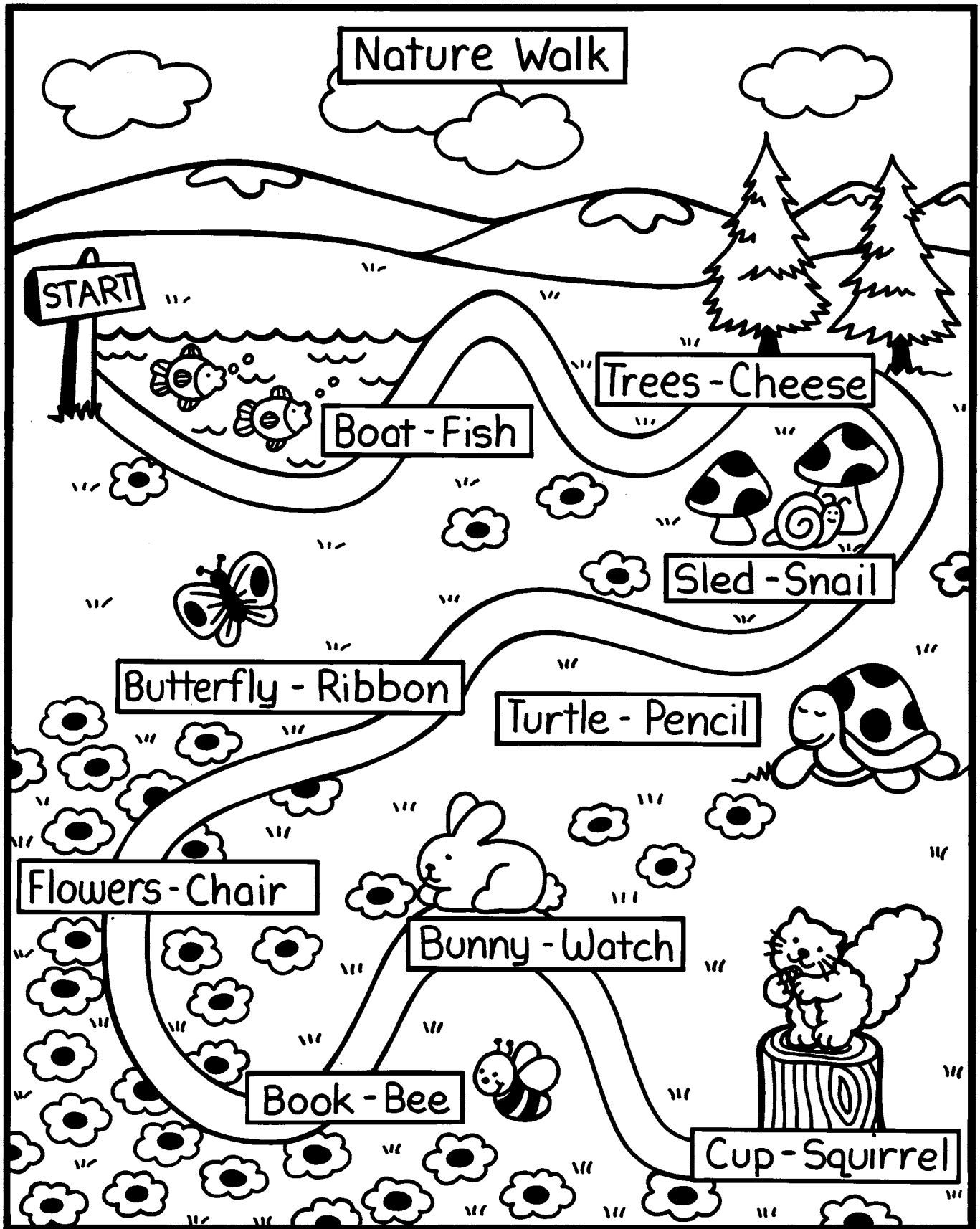


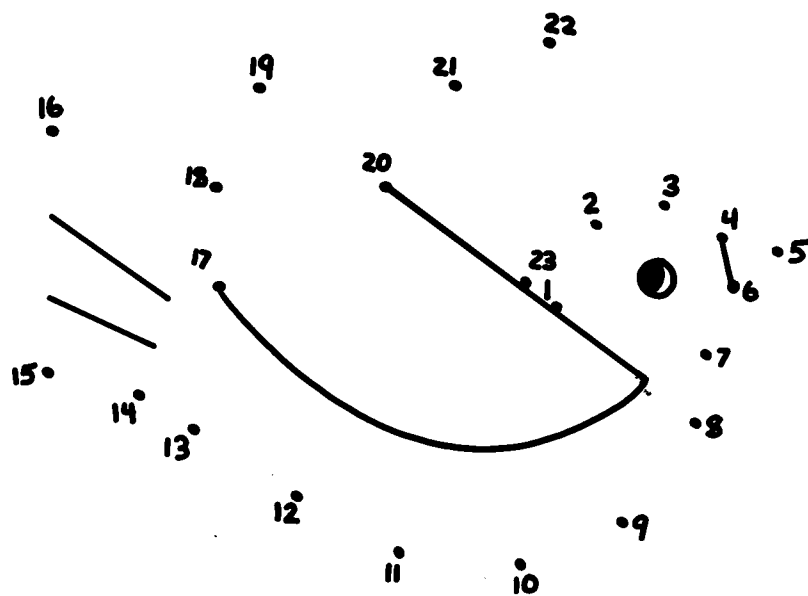



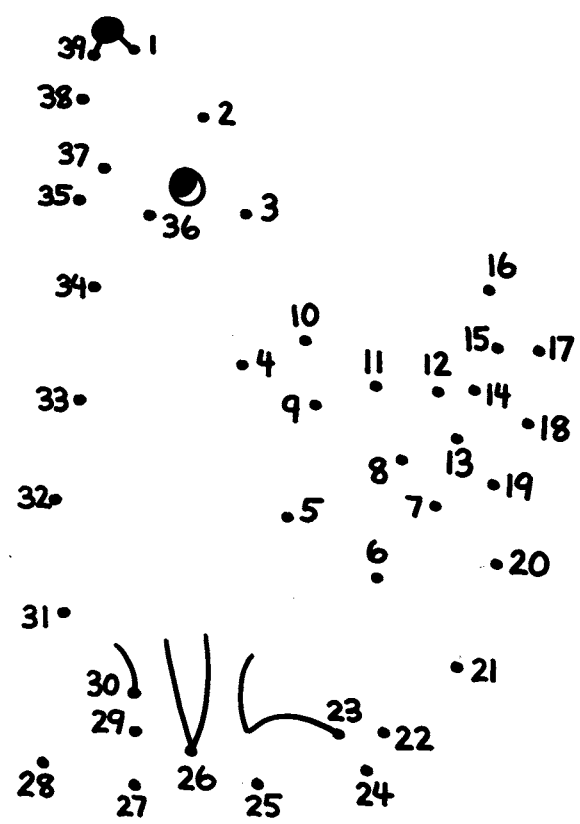
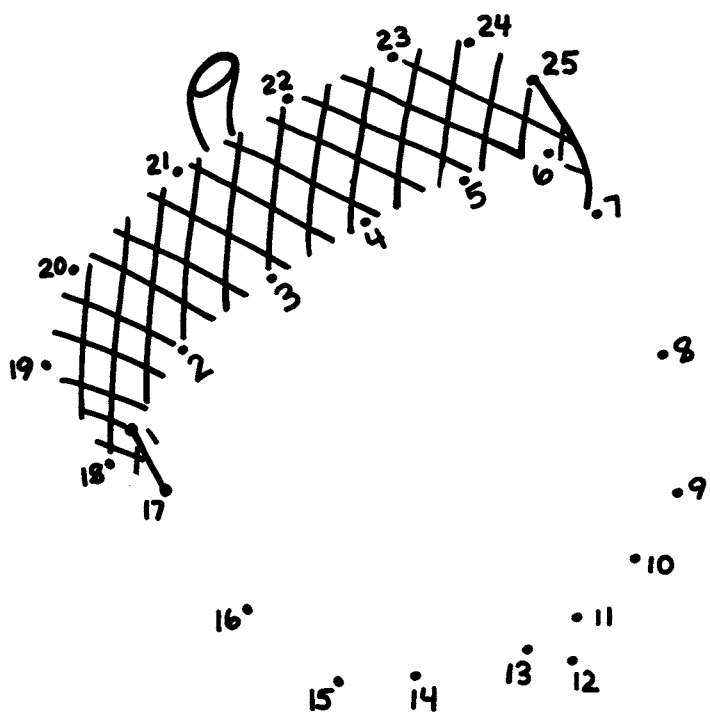


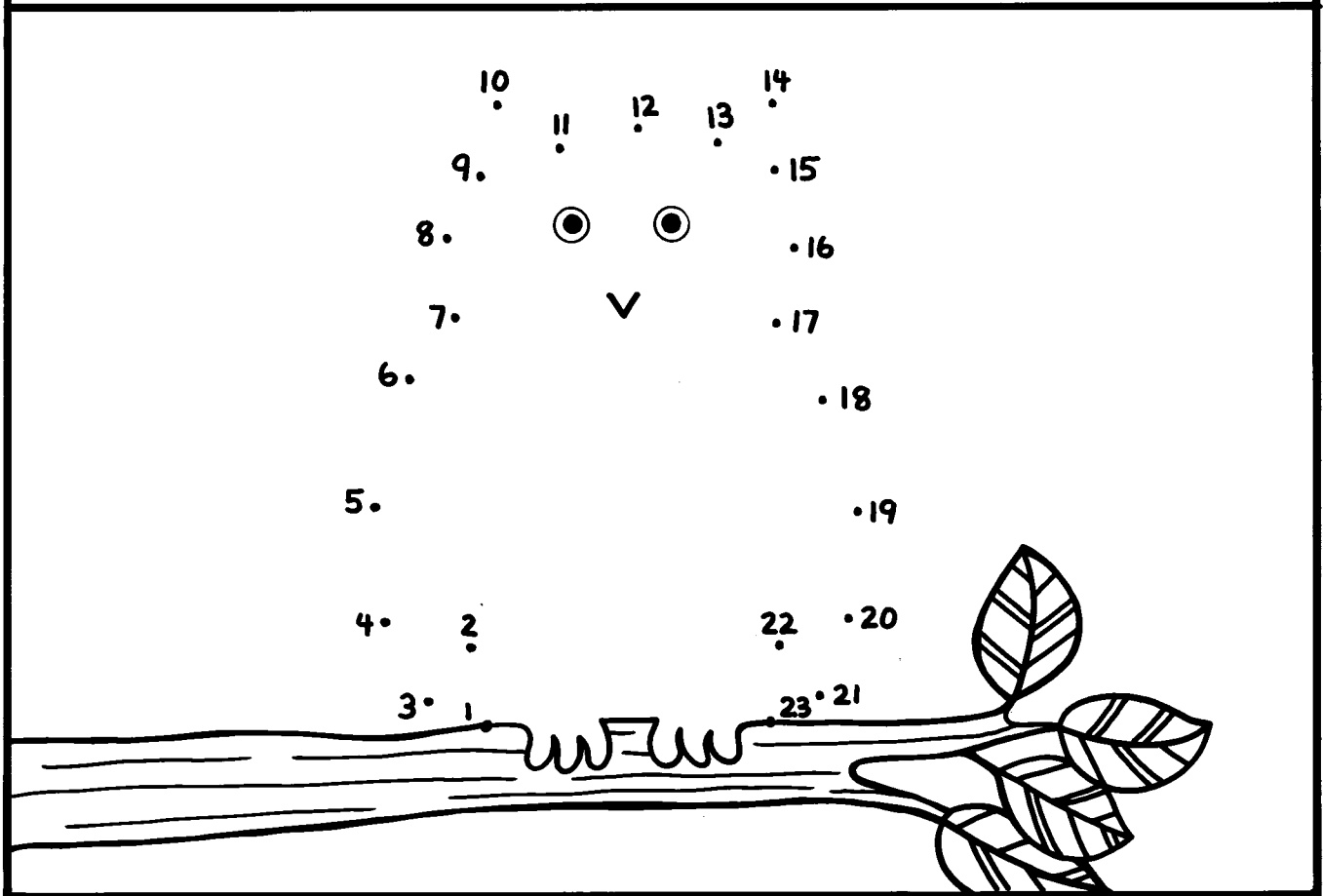
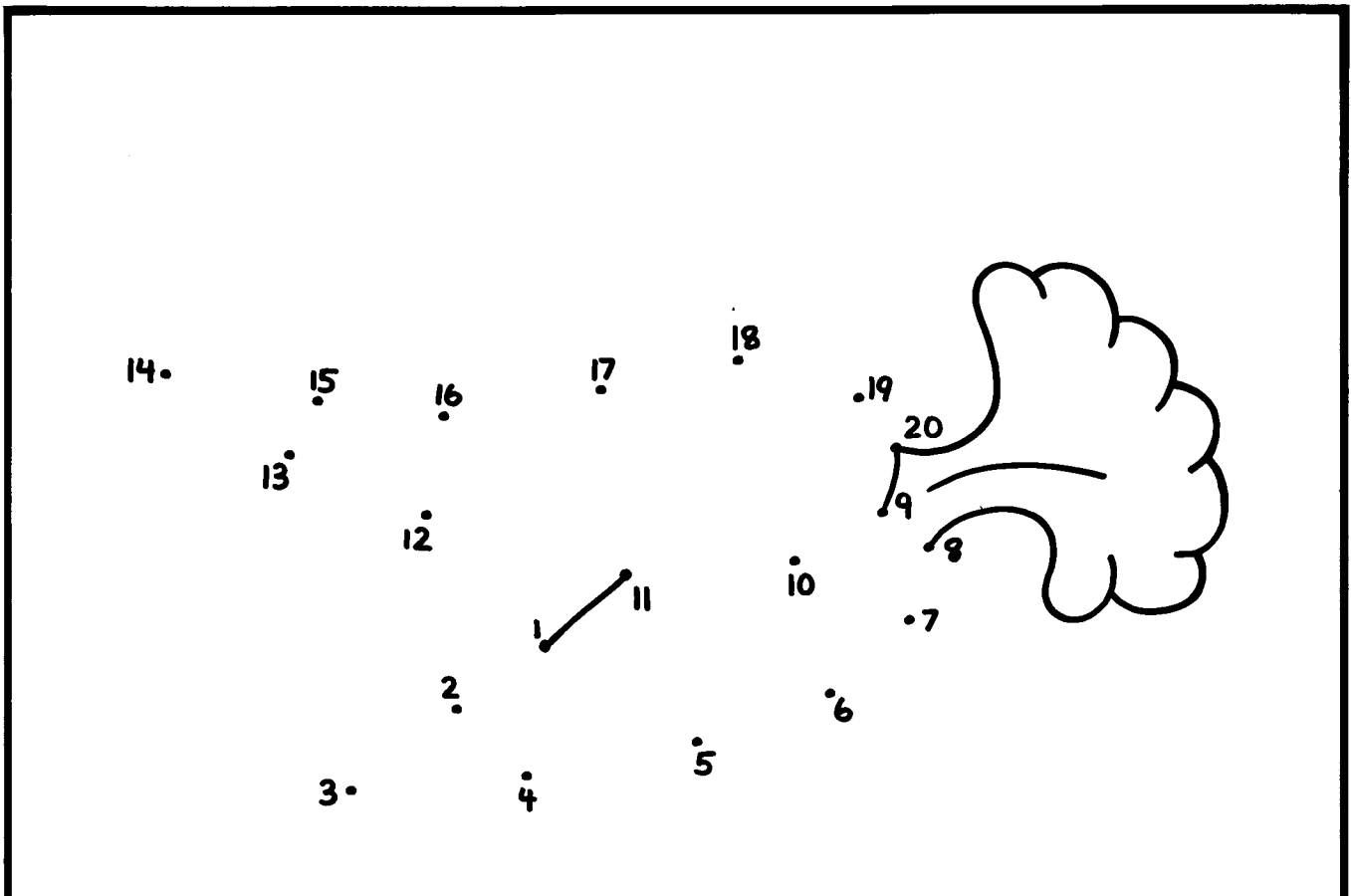
Pattern 15a — Dot-to-dot sky 61과 점 잇기




























GOD SAID!

Review the creation lessons with this flannel board and finger play activity. As you tell the story, put up the following items at the appropriate times: number 1-7, circles of construction paper representing day and night, clouds, land, water, plants, sun, moon, stars, fish, birds, animals, happy face.

ONE (Hold up one finger.)

It was the first day. (Put up No. 1.)

God said, "Let there be light."

And there was light! (Put day section beside dark circle.)

God made day and night! (Point to each part.)

And God saw it was good! (Clap hands.)

TWO (Hold up two fingers.)

It was the second day. (Put up No. 2.)

God said, "Let there be a sky and water." (Put up water section.)

And there was a sky and water! (Put up clouds.)

And God saw it was good! (Clap hands.)

THREE (Hold up three fingers.)

It was the third day. (Put up No. 3.)

God said, "Let there be land."

And there was land! (Put up land section.)

God said, "Let there be plants."

And there were plants! (Put up plants.)

And God saw it was good! (Clap hands.)

FOUR (Hold up four fingers.)

It was the fourth day. (Put up No. 4.)

God said, "Let there be a sun."

And there was a sun! (Put up sun.)

God said, "Let there be a moon."

And there was a moon! (Put up moon.)

God said, "Let there be stars."

And there were stars! (Put up stars.)

And God saw it was good! (Clap hands.)

FIVE (Hold up five fingers.)

It was the fifth day. (Put up No. 5.)

God said, "Let there be fish."

And there were fish! (Put fish in water.)

God said, "Let there be birds."

And there were birds! (Put birds in sky.)

And God saw it was good! (Clap hands.)

SIX (Hold up six fingers.)

It was the sixth day. (Put up No. 6.)

God said, "Let there be animals."

And there were animals! (Put up animals.)

God said, "Let us make man."

And God made man! (Put up Adam and Eve.)

And God saw it was VERY good! (Clap hands.)

SEVEN (Hold up seven fingers.)

It was the seventh day. (Put up No. 7.)

God ended His work.

And He rested. (Put up happy face.)

All done! (Clap hands.)

Make the point of your review that anything we can do, God can do better!

We can plant flower seeds — God made the seeds.

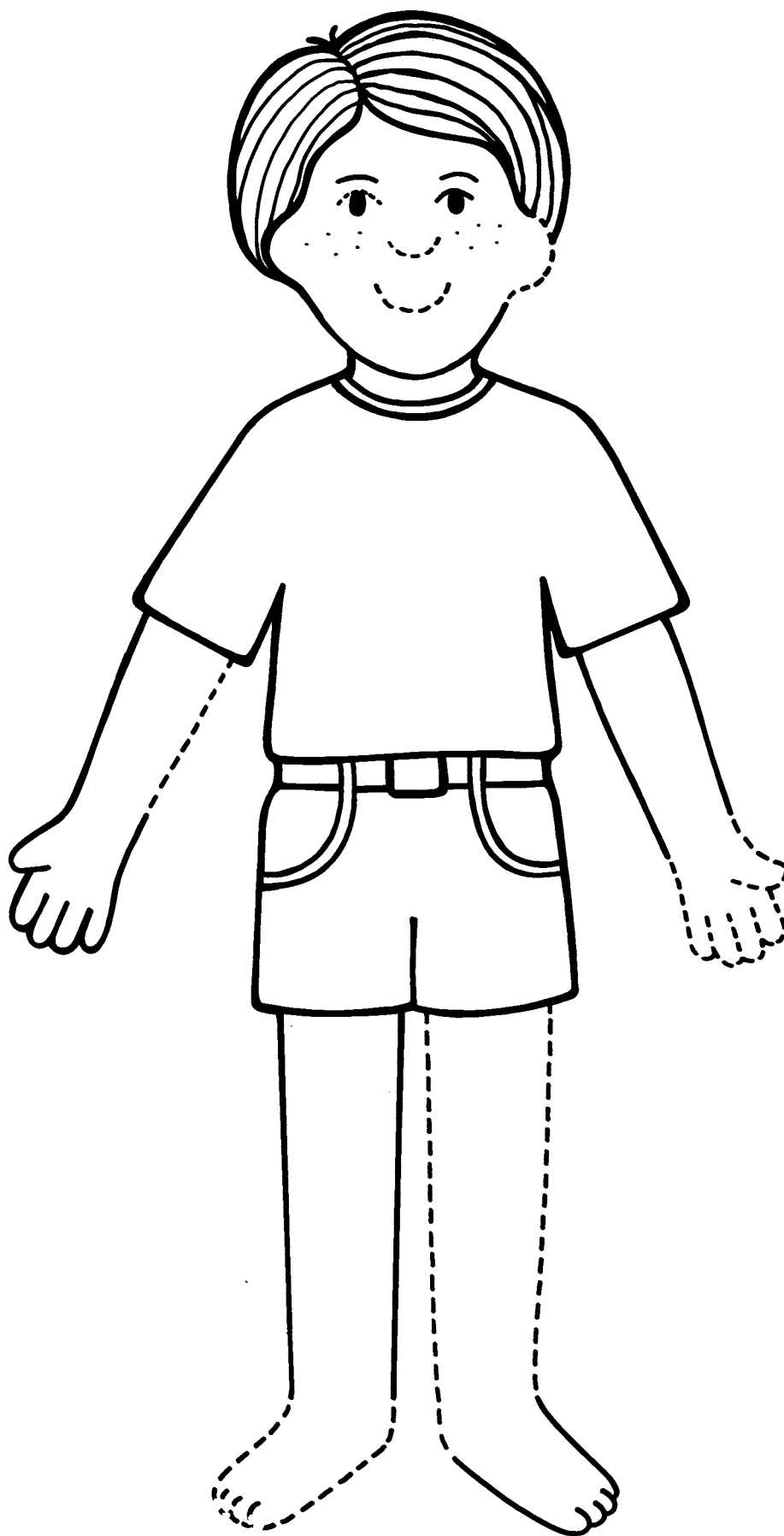
We can make boats — God made the water.


We can make music — God made musical birds.

We can make clothes for people — God made people.


We can make a house — God made creatures with portable homes (snails, turtles).

Use large visuals as you describe each thing.



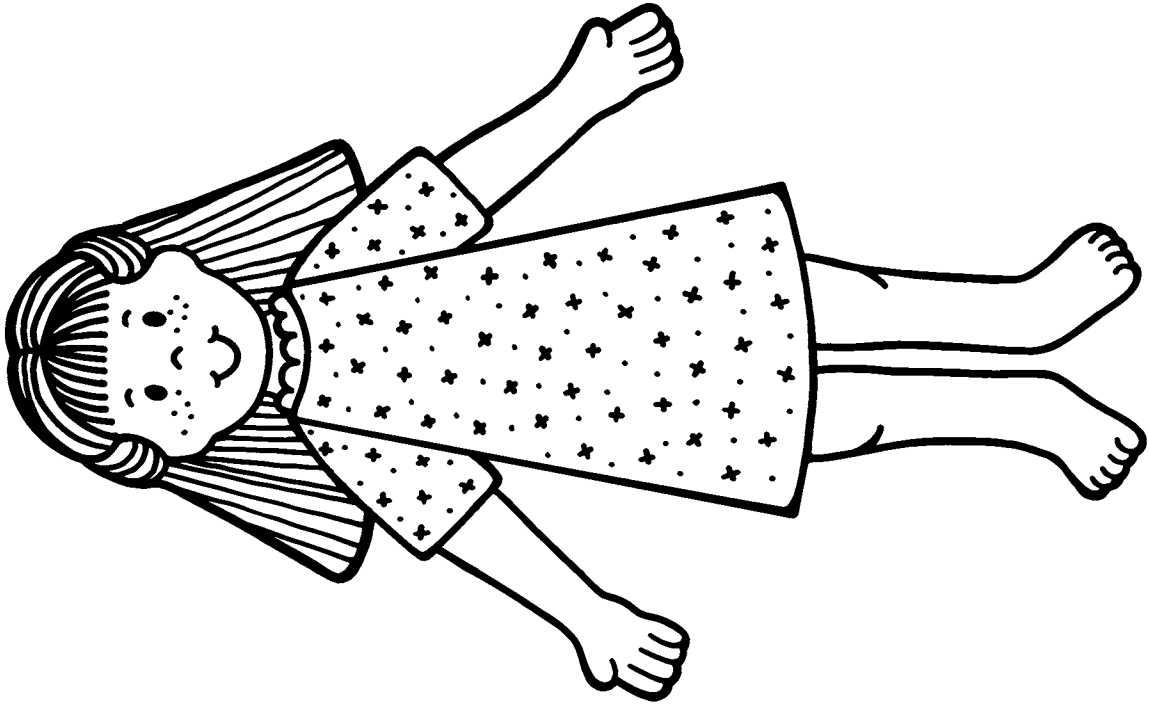


I'm me, I'm me,
Proud as can be!
Look the world over
And you will not see
A person who fits
Exactly my size,
With just the same nose,
Or just the same eyes.
From the hair on my head
To my wiggly toes,
Everyone knows
I'm me.



Thank You, Jesus, for...

Eyes
Ears
Nose
Mouth
Hair
Arms
Hands
Fingers
Legs
Knees
Feet
Toes



Pattern 15c — Thankful girl 63과 예수님께 감사해요



Pattern 15c — Boy and girl stick-puppets 63과 막대 인형

Nose

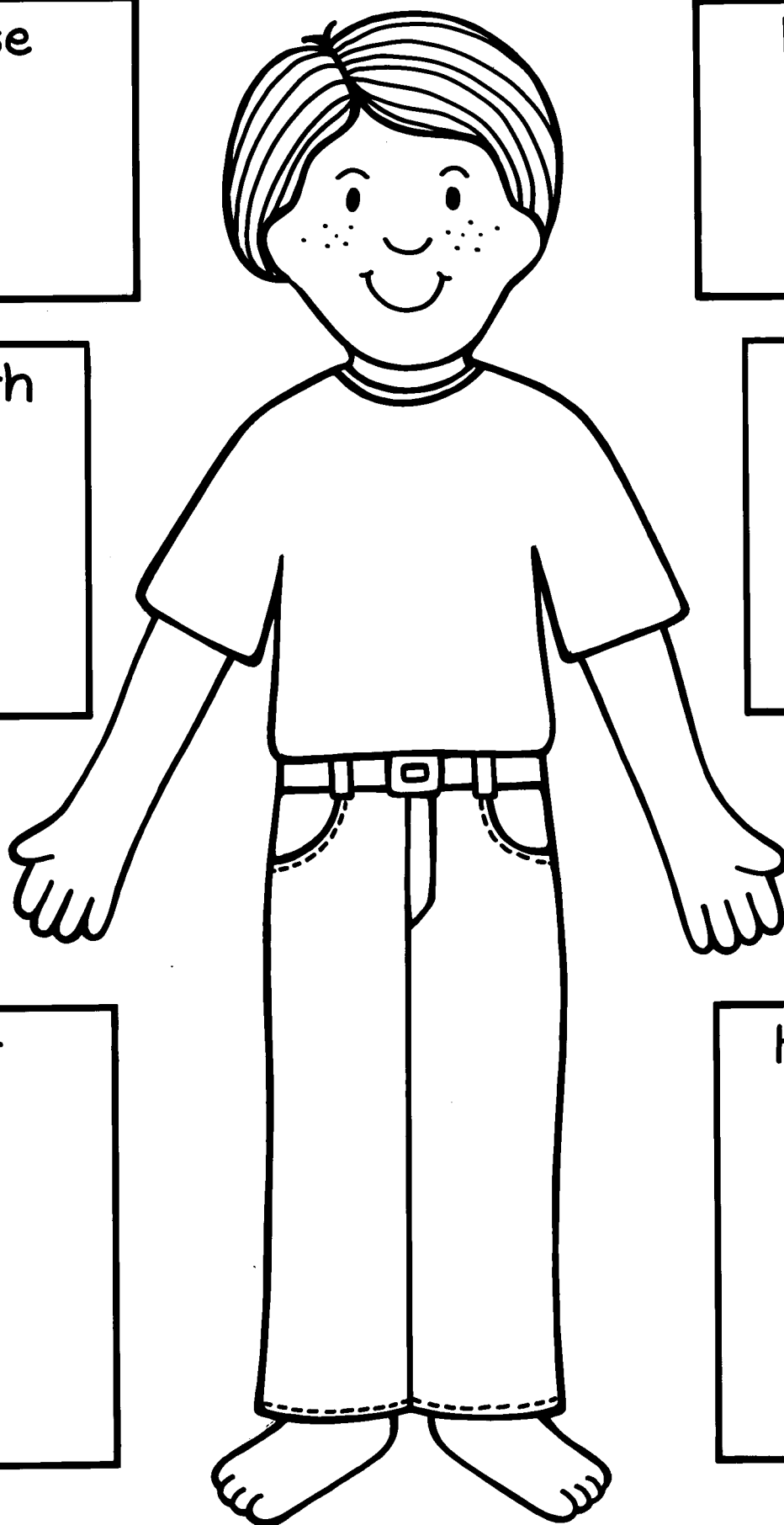
Eyes

Mouth

Ears

Feet

Hands



Color each space with the correct color given on the list. You will see the part of you that will live forever.

(1)파랑 SAIL – blue

SEAL - pink

SOLO – orange

(2)보라 SALE – purple


SEEN – yellow

SOUL – red

(3)분홍

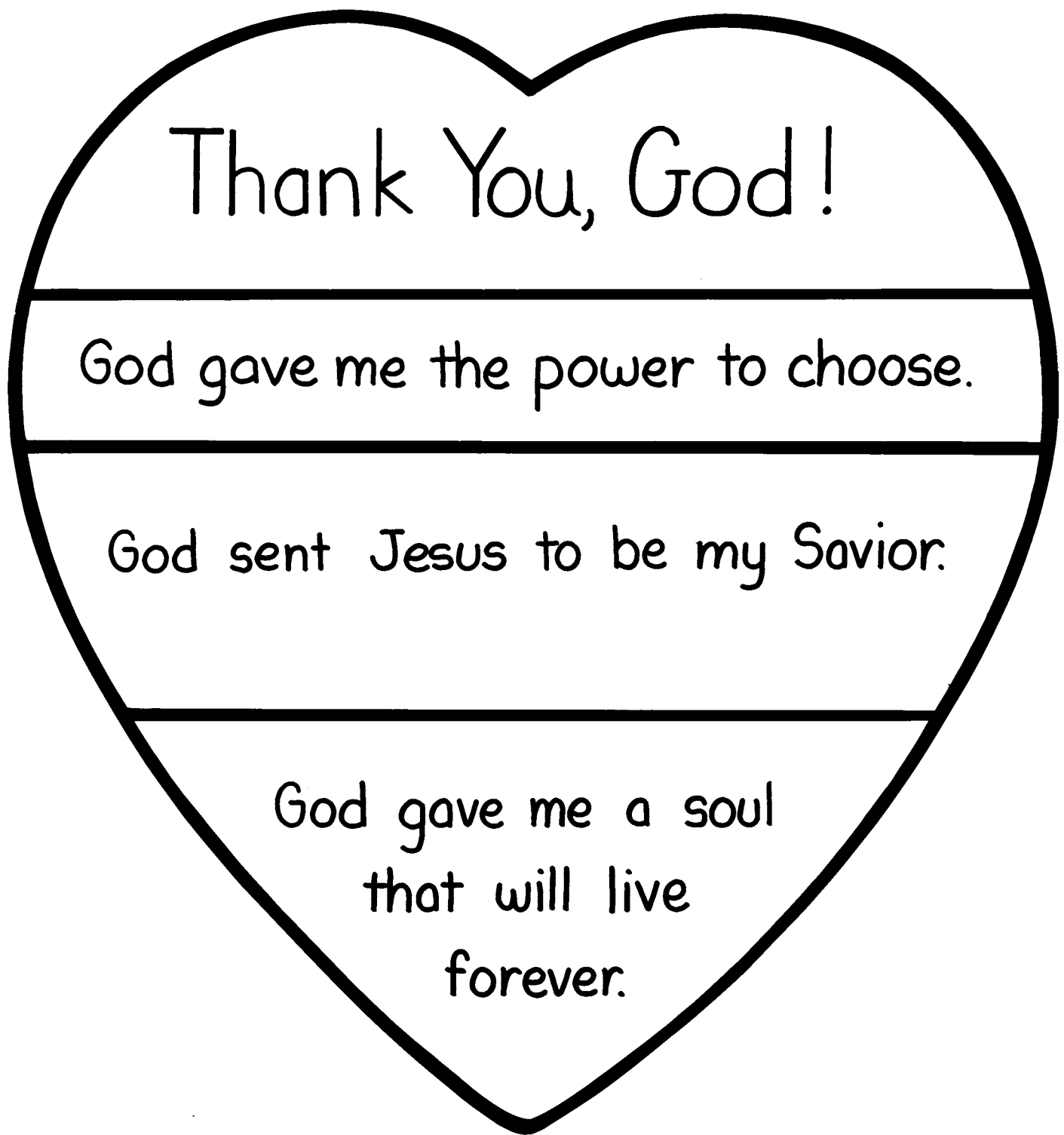
SELF – green

(4)노랑/ (5)초록/ (6)주황/ (7)빨강



♡ Thank You, Jesus, for the... ♡

♡ LOVE ♡
♡ IN MY ♡
♡ SOUL ♡





64과 하나님께 감사해요.

하나님은 나에게 선택할 수 있는 힘을 주셨어요


하나님은 나의 구원자 예수님을 보내 주셨어요

하나님은 나에게 영원히 살 수 있는 영혼을 주셨어요



64과 막대인형

My Thankful Heart!



64과 마음을 주신 하나님 감사해요(나는 예수님을 사랑해요) - 점 잇기

“And let us consider one another to
provoke unto love and to good
works.” — Hebrews 10:24

히 10:24

“And thou shalt love the LORD thy
God with all thine heart, and with all
thy soul, and with all thy might.”
— Deuteronomy 6:5

신 6:5

“Keep yourselves in the love of God,
looking for the mercy of our Lord
Jesus Christ unto eternal life.”
— Jude 21 유21

유21

“And this commandment have we
from him, That he who loveth God
love his brother also.” — I John 4:21

요일 4:21

LOVE

“Beloved, let us love one another: for
love is of God; and every one that
loveth is born of God, and knoweth
God. He that loveth not knoweth not
God; for God is love.” — I John 4:7,8

요일 4:7,8

MADE IN THE IMAGE OF GOD

C.L.M.

Cynthia L. McClurg

♩ = 100 Spirited
(2 groups)
D



You, (who me?) yes you are made in the im - age of God.
You, (who me?) yes you are made in the im - age of God.



You, (who me?) yes you are made in the im - age of God. Our
You, (who me?) yes you are made in the im - age of God. He



lives He made by His own de - sign, so we are spe - cial to Him.
made us with our — hearts and minds to choose to live for — Him.





You, (who me?) yes you are made in the im - age of God.
You, (who me?) yes you are made in the im - age of God.





Copyright © 1987 by Child Evangelism Fellowship Inc. in Evangelizing Today's Child. All rights reserved. Used by permission.

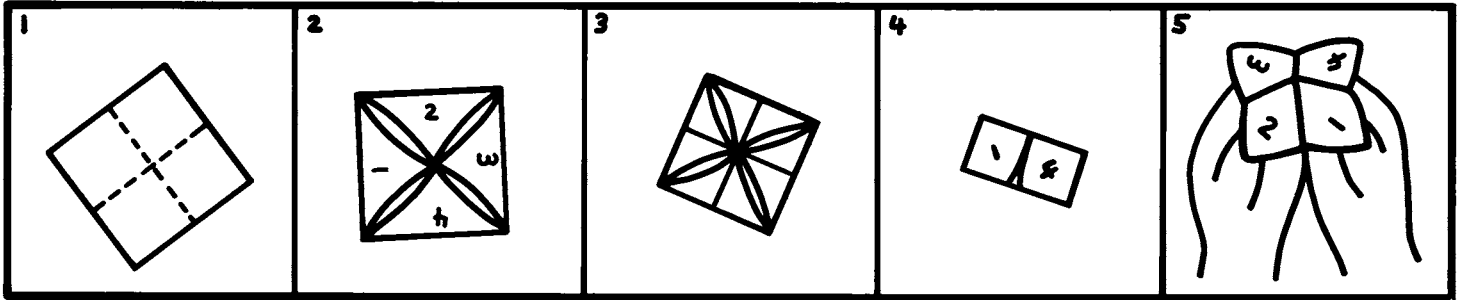
Visual aids: Divide the children into two groups (or have one child take the speaking part if class is small). Group two will perform the speaking part in answer to group one in measure one and similar measures. Actions: (1)Group one points to group two. (2)Group two points to self. (3)Group one points to group two again then frames face with hands and points up. The lines sung by everyone may be printed on a flashcard if copyright line is included.





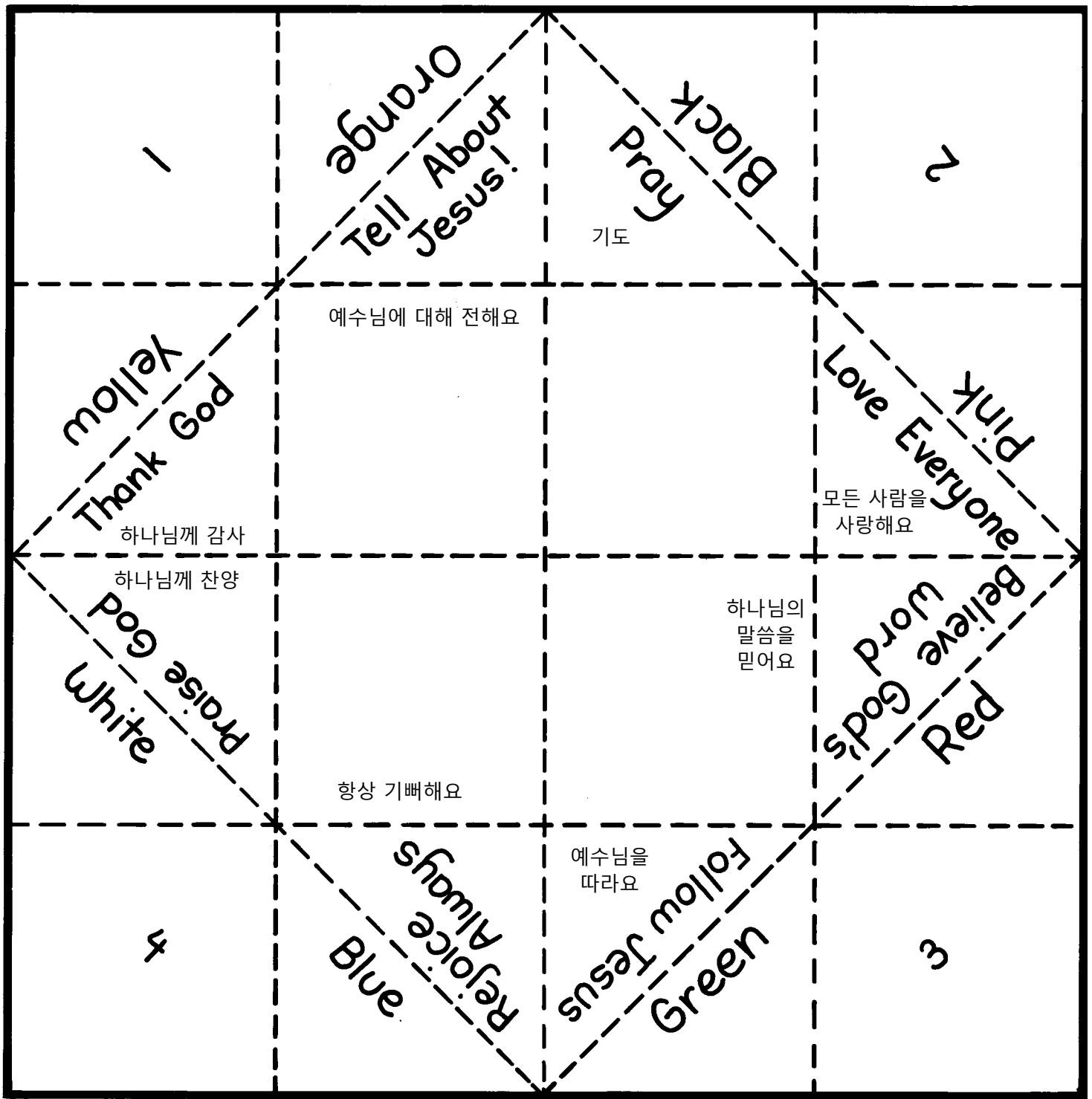







1. Cut around pattern to make a square then fold the square in half twice and unfold.
2. Turn the square over and fold the corners to the center.
3. Turn the square over again and fold the new corners to the center.
4. Fold the puzzle in half so the numbers are showing.
5. Insert the thumb and index finger of each hand into the numbered sections. Bring the points to the center so you will be able to open and close the puzzle in two directions. You will be able to reveal four different colors at a time.

While holding the puzzle, ask a friend to pick a number. Open the puzzle backward and forward the number of times chosen. Next, have that same friend choose a color. Open the puzzle again, once for each letter of the color selected. Example: If blue is chosen, open the puzzle four times. And last, ask your friend to choose a second color, then open that section and tell your friend what it says under that color.





"Whatsoever things are _____,
whatsoever things are _____,
whatsoever things are _____,
whatsoever things are _____,
whatsoever things are _____,
whatsoever things are of _____
_____; if there be any _____,
and if there be any _____,
_____ on these _____."

Philippians 4:8